



””

””

○○○

Working with
VIDEO CAPTIONING

””

””



WHAT IS VIDEO CAPTIONING

- Video captioning is the process of adding written text to video content to make it accessible to people with hearing impairments.
- This text appears on the screen in sync with the audio, including non-speech elements such as sound effects and music descriptions.
- Captions serve as a form of communication, acting as a substitute or supplement to the soundtrack of a program for those who cannot hear it.
- Captioning makes video content inclusive and enables more people to access and understand the information conveyed.



ADA GUIDELINES FOR VIDEO CAPTIONING

ADA guidelines require closed captioning for US video content to be accessible to people with hearing impairments.

Here are the key guidelines:

- Captioning is required for any videos with speech or necessary audio information.
- Captions should sync with the audio and include non-speech information like sound effects and music.
- Captions should be accurate, consistent, and easy to read.
- Captions must not block important visual content or overlap with other captions.
- Captions must be available across various devices and technologies, including assistive technology for people with disabilities.

It's important to note that additional requirements or recommendations may exist depending on the specific context or platform where the video content is used.

CAPTIONS



Captions vs Subtitles

- Captions help the deaf/hard of hearing with audio cues, while subtitles translate the spoken language for different language speakers. They both display text to aid understanding but have different purposes.

Closed Captions vs Open Captions

- Closed captions can be turned on/off, while open captions are always displayed. Closed captions offer more flexibility, while open captions are more fixed.

TRANSCRIPTS

What are Transcripts?

- Video transcripts are written records of spoken words in a video, useful for accessibility and reference. They can be created manually or automatically using transcription services or speech recognition technology.

Transcripts vs Closed Captions

- Video transcripts are a text version of the audio content, while closed captions provide a visual representation of the spoken words in sync with the video.





PRIORITIES FOR EFFECTIVE CAPTIONING

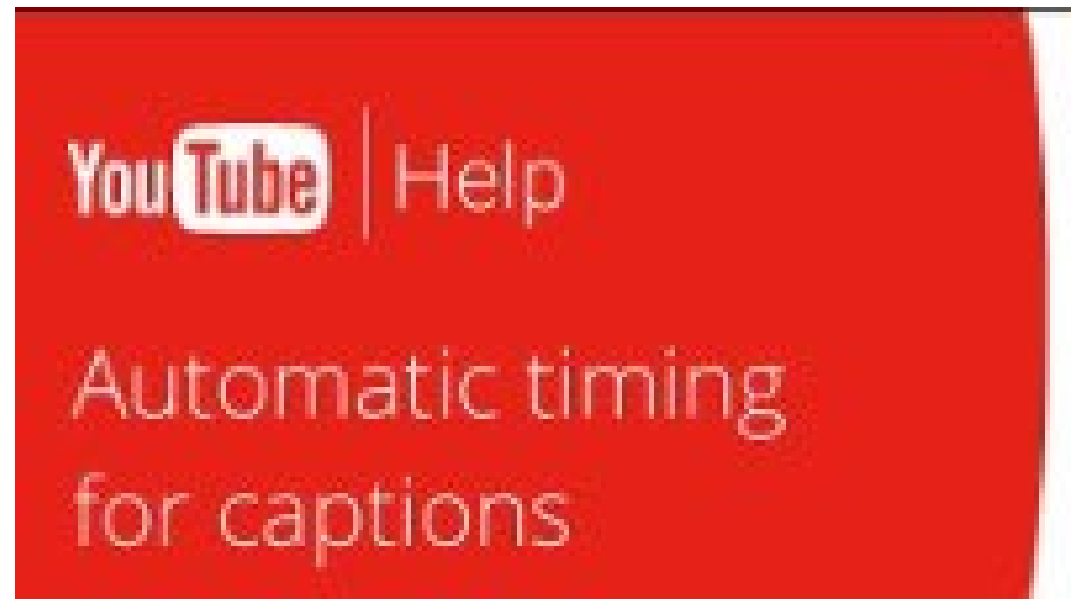
- Captions should be as faithful as possible to the original wording.
- Adequate time should be allowed for a caption to be read.
- To recreate the soundtrack as closely as possible, the captions should: match the meaning and complexity of the spoken words, include all obvious speech and sound effects, and be appropriately positioned and timed.
- Captions must have 99% accuracy in terms of correct spelling, grammar, punctuation, and other relevant aspects.
- Add sound descriptions inside square brackets (e.g. (music) or (laughter))
- It is important to identify speakers when there is more than one person onscreen or when the speaker is not visible.
- Manually check captions, Auto-generated captions are not ADA Compliant.

YouTube



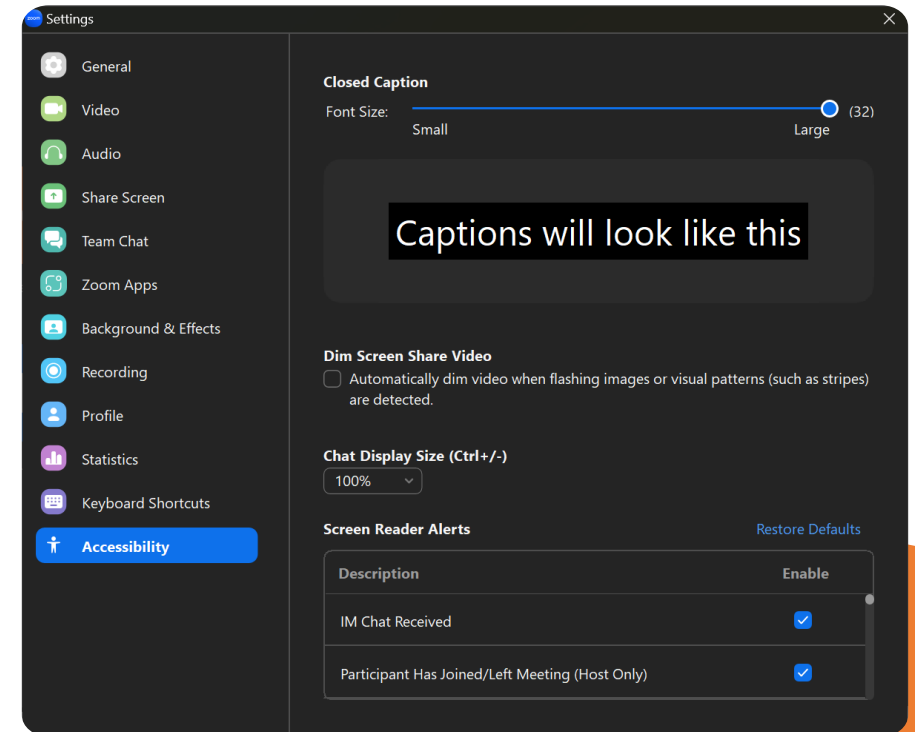
- YouTube provides auto-generated captions, which can be edited.
- Users can also create captions or enter their own transcript, and YouTube will set the timing for captions.
- Just make sure to manually check the captions. Check punctuation and capitalization.

How to Add Captions While Uploading & Editing Your Videos



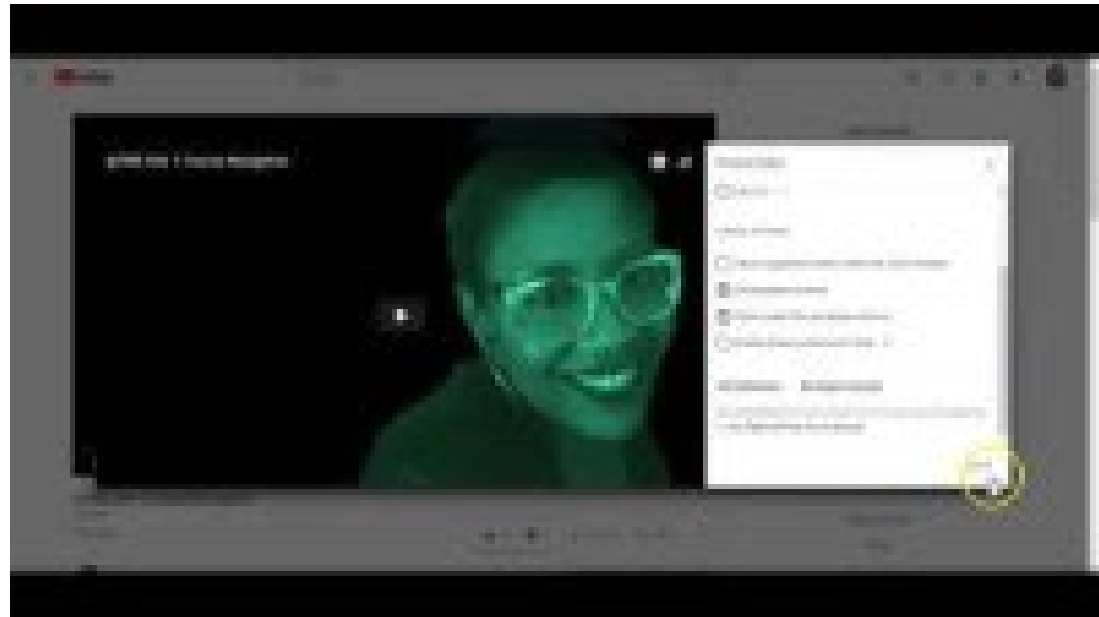
Zoom

- Zoom provides closed captions and transcripts features to enhance accessibility and improve communication during meetings.
- It's important to note that the accuracy of closed captions and transcripts may vary depending on the quality of the audio, speaker clarity, and background noise. However, they can still be valuable tools for accessibility and inclusion in Zoom meetings.



ADDING VIDEO TO CANVAS

- Canvas lets you embed video content within a page.
- Canvas can display Closed Captions for embedded videos.
- You can upload a video to Canvas. If a video you uploaded does not have captions, they can be added using Canvas Studio.



How to Embed Newly Captioned Video into Canvas

RESOURCES



W3C Web Accessibility Initiative – Accessibility resources.



YouTube – Free tools for captioning and videos for resources.



DCMP (The Described and Captioning Media Program) has many resources for captioning in video. Captioning Types, Methods, and Styles, Captioning Tip Sheet and Guidelines and Best Practices for Captioning Educational Video.