











1. Please indicate how strongly you agree or disagree with these statements about Coastline's computer labs, classroom software, and the Virtual Library.

	Strongly Agree	Agree	Neutral	Disagree	Strongly Disagree	Don't Know	Response Count
The classroom computer labs are equipped with updated computers and software.	19.0% (58)	27.5% (84)	6.9% (21)	1.3% (4)	1.0% (3)	44.4% (136)	306
The availability of open computer labs is sufficient to meet my educational needs.	18.6% (57)	20.6% (63)	9.2% (28)	3.6% (11)	2.0% (6)	46.1% (141)	306
The Virtual Library has adequate and up-to-date resources to meet my needs.	21.4% (65)	24.0% (73)	13.8% (42)	1.3% (4)	0.3% (1)	39.1% (119)	304
The Virtual Librarian responds to my questions within at least within 24 hours.	18.5% (56)	17.5% (53)	12.9% (39)	0.7% (2)	0.0% (0)	50.5% (153)	303
The Virtual Librarian's assistance meets my needs.	18.7% (56)	19.0% (57)	12.0% (36)	0.7% (2)	0.0% (0)	49.7% (149)	300
If you would like to make a comment, please place it here:							50
answered question							307
skipped question							7







**2. To complete your assignments that require library use, what library(ies) do you use?
(Please select all that apply.)**

		Response Percent	Response Count
Coastline's Virtual Library		40.9%	114
An academic library at another college		13.6%	38
A virtual library at another college		6.5%	18
A public library		35.8%	100
The Internet		80.3%	224
Other:		4.3%	12
If you would like to make a comment, please place it here:			23
answered question			279
skipped question			35

3. During the current semester what percent of your courses have assignments that require the use of Coastline's Virtual Library?

		Response Percent	Response Count
0% (none of my courses)		63.9%	184
50% (half of my courses)		27.8%	80
75% (about 3/4 of my courses)		4.5%	13
100% (all of my courses)		3.8%	11
answered question			288
skipped question			26

4. How easy it is to obtain the resources you need from Coastline's Virtual library?

		Response Percent	Response Count
Very Easy		20.2%	59
Slightly Easy		15.8%	46
Neither Easy Nor Hard		10.6%	31
Slightly Hard		2.7%	8
Very Hard		1.4%	4
Never Used It		49.3%	144
answered question			292
skipped question			22

5. Indicate how easy it is to use these technologically supported services:

	Very Easy	Slightly Easy	Neither Easy Nor Hard	Slightly Hard	Very Hard	Don't Know	Response Count
Coastline College Web site	60.0% (171)	22.8% (65)	9.8% (28)	4.9% (14)	1.8% (5)	0.7% (2)	285
Coastline's online application and registration	68.8% (196)	18.9% (54)	6.0% (17)	3.9% (11)	0.4% (1)	2.1% (6)	285
Coastline Bookstore for online textbook ordering	48.6% (136)	18.9% (53)	10.4% (29)	3.9% (11)	0.7% (2)	17.5% (49)	280
E-Chat (online advising)	20.4% (57)	10.0% (28)	11.4% (32)	1.8% (5)	3.6% (10)	52.9% (148)	280
My student E-mail account	67.7% (193)	19.3% (55)	8.8% (25)	3.2% (9)	0.4% (1)	0.7% (2)	285
MyCCC Web Portal	61.7% (174)	20.6% (58)	9.6% (27)	4.3% (12)	1.1% (3)	2.8% (8)	282
Online waitlist	40.8% (115)	17.0% (48)	12.8% (36)	3.9% (11)	3.5% (10)	22.0% (62)	282
Seaport Course Management System	47.2% (133)	23.8% (67)	11.3% (32)	6.0% (17)	1.4% (4)	10.3% (29)	282
STAFF support to help me access my online course or resolve technical problems	32.7% (93)	15.1% (43)	11.3% (32)	3.9% (11)	1.8% (5)	35.2% (100)	284
FACULTY support to help me access my online course or resolve technical problems	31.0% (86)	19.1% (53)	13.4% (37)	2.9% (8)	1.1% (3)	32.5% (90)	277

If you would like to make a comment, please place it here:

23



answered question

287

skipped question

27

6. When you have used the Coastline Web site, were you able to find the information that you needed?

		Response Percent	Response Count
Yes		92.7%	267
No		7.3%	21

If you answered "No," please explain what you found difficult, or what information were you trying to find: 19

answered question	288
skipped question	26

7. If you attend classes at a physical Coastline site, please rate how well the classrooms at that site meet your LEARNING NEEDS:

	Very Well	Somewhat Well	Not Very Well	Not at All Well	Not Applicable	Response Count
Costa Mesa	13.3% (30)	10.6% (24)	2.2% (5)	0.4% (1)	73.5% (166)	226
Garden Grove	27.3% (65)	12.2% (29)	0.8% (2)	0.4% (1)	59.2% (141)	238
Le-Jao (Westminster)	22.9% (54)	9.3% (22)	2.1% (5)	0.4% (1)	65.3% (154)	236
High School Site	3.3% (7)	2.3% (5)	0.9% (2)	0.5% (1)	93.0% (198)	213
Other Site	5.8% (12)	1.9% (4)	1.0% (2)	0.0% (0)	91.3% (190)	208

If you would like to name a different site or to make a comment, please place your comment here: 17

answered question	269
skipped question	45

8. If you attend classes at a physical Coastline site, please rate how well the INTERIOR of the site(s) where you attend are MAINTAINED (e.g., classrooms, labs, restrooms):

	Very Well	Somewhat Well	Not Very Well	Not at All Well	Not Applicable	Response Count
Costa Mesa	10.1% (23)	11.0% (25)	4.4% (10)	0.4% (1)	74.1% (169)	228
Garden Grove	31.4% (75)	8.8% (21)	1.3% (3)	0.0% (0)	58.6% (140)	239
Le-Jao (Westminster)	25.5% (61)	7.1% (17)	2.9% (7)	0.8% (2)	63.6% (152)	239
High School Site	2.8% (6)	2.8% (6)	1.4% (3)	0.0% (0)	93.0% (198)	213
Other Site	4.3% (9)	2.9% (6)	0.5% (1)	0.0% (0)	92.4% (194)	210

If you would like to name a different site or to make a comment, please place your comment here:

15

answered question	265
skipped question	49

9. If you attend classes at a physical Coastline site, please rate how SAFE you feel at that site(s):

	Very Safe	Slightly Safe	Neutral	Slightly Unsafe	Very Unsafe	Not Applicable	Response Count
Costa Mesa	19.2% (44)	4.8% (11)	1.3% (3)	0.4% (1)	0.9% (2)	73.4% (168)	229
Garden Grove	32.6% (79)	7.0% (17)	2.5% (6)	0.4% (1)	0.0% (0)	57.4% (139)	242
Le-Jao (Westminster)	23.0% (55)	7.1% (17)	4.6% (11)	0.8% (2)	0.0% (0)	64.4% (154)	239
High School Site	5.6% (12)	0.9% (2)	0.5% (1)	0.0% (0)	0.0% (0)	93.0% (198)	213
Other Site	6.7% (14)	0.5% (1)	1.0% (2)	0.5% (1)	0.0% (0)	91.4% (192)	210

If you would like to name a different site or to make a comment, please place your comment here:

12

answered question

267

skipped question

47

10. If you interacted with staff at a physical Coastline site, please rate how HELPFUL the STAFF were. (Please answer for any of the sites that you have visited.)

	Very Helpful	Slightly Helpful	Neutral	Slightly Unhelpful	Very Unhelpful	Not Applicable	Response Count
Coastline Administrative Site (Fountain Valley)	33.6% (78)	10.3% (24)	4.7% (11)	3.0% (7)	1.7% (4)	46.6% (108)	232
Costa Mesa	17.6% (39)	5.0% (11)	1.4% (3)	0.9% (2)	0.0% (0)	75.2% (167)	222
Garden Grove	29.0% (67)	7.4% (17)	3.5% (8)	0.4% (1)	1.3% (3)	58.4% (135)	231
Le-Jao (Westminster)	24.0% (56)	6.0% (14)	3.9% (9)	0.9% (2)	0.9% (2)	64.4% (150)	233
High School Site	5.3% (11)	1.0% (2)	1.0% (2)	0.0% (0)	0.5% (1)	92.2% (190)	206
Other Site	4.9% (10)	1.0% (2)	1.5% (3)	0.0% (0)	0.5% (1)	92.2% (189)	205

If you would like to name a different site or to make a comment, please place your comment here:

19

answered question	268
skipped question	46

11. Please indicate how well Coastline prepared you in each of the following General Education Learning Outcome areas:

	Prepared Well	Prepared Okay	Partially Prepared	Poorly Prepared	Not at All Prepared	Don't Know	Response Count
Ability to understand and appreciate the visual and performing arts	33.1% (84)	19.7% (50)	3.9% (10)	1.2% (3)	2.0% (5)	40.2% (102)	254
Ability to apply ethical civic, environmental, and social responsibility	39.8% (100)	20.3% (51)	4.0% (10)	1.2% (3)	1.6% (4)	33.1% (83)	251
Ability to apply critical thinking and analysis	47.8% (121)	24.1% (61)	3.6% (9)	1.2% (3)	1.6% (4)	21.7% (55)	253
Ability to use innovative thinking, adaptability, and creative problem-solving skills	43.4% (108)	24.9% (62)	6.0% (15)	0.8% (2)	1.6% (4)	23.3% (58)	249
Ability to understanding and respect cultural and global diversity	39.3% (99)	24.2% (61)	3.6% (9)	0.4% (1)	2.4% (6)	30.2% (76)	252
Ability to use information competency	43.7% (110)	28.2% (71)	2.8% (7)	0.4% (1)	2.0% (5)	23.0% (58)	252
Ability to use effective communication and interpersonal skills	41.9% (106)	27.3% (69)	2.0% (5)	1.6% (4)	2.0% (5)	25.3% (64)	253
Ability to use scientific and quantitative reasoning	37.7% (95)	25.4% (64)	6.0% (15)	0.4% (1)	1.6% (4)	29.0% (73)	252
answered question							258
skipped question							56

12. Please indicate your level of agreement with each of these statements:

	Strongly Agree	Agree	Neutral	Strongly Disagree	Don't Know	Response Count
I feel comfortable in the Coastline college environment.	59.1% (156)	23.9% (63)	6.8% (18)	1.9% (5)	8.3% (22)	264
I am treated with respect at Coastline.	57.0% (151)	22.6% (60)	9.8% (26)	1.9% (5)	8.7% (23)	265
Coastline acknowledges and supports diversity.	50.8% (133)	22.5% (59)	9.2% (24)	1.1% (3)	16.4% (43)	262
Coastline has a positive and supportive educational environment.	58.0% (152)	22.1% (58)	8.0% (21)	4.2% (11)	7.6% (20)	262
There is sufficient college information in my native language.	61.8% (162)	17.2% (45)	5.3% (14)	2.3% (6)	13.4% (35)	262

If you would like to make a comment, please place it here:

15

answered question	266
skipped question	48

13. Indicate how strongly you agree or disagree with these statements about student participation in governance activities at Coastline.

	Strongly Agree	Agree	Neither Agree nor Disagree	Disagree	Strongly Disagree	Response Count
I believe the Associated Student Government (ASG) effectively represents students.	15.3% (38)	17.3% (43)	62.5% (155)	1.2% (3)	3.6% (9)	248
Student government (ASG) has a strong presence on campus.	14.2% (35)	14.6% (36)	58.7% (145)	6.9% (17)	5.7% (14)	247
Students are a valued part of the decision-making process at this campus.	18.0% (44)	15.9% (39)	58.4% (143)	2.9% (7)	4.9% (12)	245
If you would like to make a comment, please place it here:						12
answered question						248
skipped question						66

14. How important are the following Coastline-sponsored extra-curricular activities to you?

	Extremely Important	Very Important	Moderately Important	Slightly Important	Not at All Important	Response Count
Having a variety of clubs to join.	11.9% (29)	15.6% (38)	17.6% (43)	9.8% (24)	45.1% (110)	244
Having a variety of honor societies to join.	15.3% (37)	17.8% (43)	17.8% (43)	8.3% (20)	40.9% (99)	242
Having a variety of activities sponsored by student government to benefit students, such as special speakers.	16.2% (39)	14.9% (36)	19.1% (46)	8.3% (20)	41.5% (100)	241
Holding student government meetings during the day so I can attend.	10.6% (25)	9.7% (23)	19.5% (46)	11.9% (28)	48.3% (114)	236
Holding student government meetings at a learning center so I can attend.	11.8% (28)	13.0% (31)	17.2% (41)	9.7% (23)	48.3% (115)	238
Holding student government meetings electronically so I can participate.	16.5% (39)	14.3% (34)	22.4% (53)	8.4% (20)	38.4% (91)	237

If you would like to make a comment, please place it here:

9

answered question

244

skipped question

70

15. If you would like Coastline to sponsor extra-curricular activities for students, what would you suggest? (Please place your answers in this box.)

**Response
Count**

19








answered question

19

skipped question

295

16. Overall, how satisfied are you with your experience at Coastline?

		Response Percent	Response Count
Extremely satisfied		56.8%	150
Moderately satisfied		30.3%	80
Slightly satisfied		6.1%	16
Neither satisfied nor dissatisfied		1.9%	5
Slightly dissatisfied		1.5%	4
Moderately dissatisfied		1.5%	4
Extremely dissatisfied		1.9%	5

If you would like to make a comment, please place it here:

30




answered question

264

skipped question

50

17. Would you recommend Coastline to a friend or family member?

		Response Percent	Response Count
Yes		92.1%	244
No		4.5%	12
Not Sure		3.4%	9

If NO or NOT SURE, why?

18

answered question

265

skipped question

49

18. What are Coastline's two greatest STRENGTHS? Please type your answers in this box:

	Response Count
	170
answered question	170
skipped question	144





19. What are Coastline's two worst WEAKNESSES? Please type your answers in this box:

	Response Count
	148
answered question	148
skipped question	166

20. Is there anything you would like to add that will help Coastline to improve its effectiveness or services to students? Please type your answers in this box:

	Response Count
	82
answered question	82
skipped question	232






21. How do you describe your relationship with Coastline Community College? (Select the ONE answer that best describes your situation.)

		Response Percent	Response Count
High-school student co-enrolled at Coastline.		0.0%	0
Part-time student at Coastline (enrolled in fewer than 12 units at Coastline this semester).		42.5%	108
Full-time student at Coastline (enrolled in 12 or more units at Coastline this semester).		33.9%	86
I attend multiple colleges, and I consider ANOTHER college to be my primary college.		16.1%	41
I attend multiple colleges, but COASTLINE is my primary college.		7.5%	19
	Other (please specify):		13
		answered question	254
		skipped question	60





22. Please indicate the primary mode by which you take classes at Coastline Community College. (Select the ONE answer that best describes your situation.)

		Response Percent	Response Count
Regular Classroom (Non-Military)		19.5%	50
Regular Classroom (Early College High School)		0.8%	2
Online Classes (Non-Military)		57.8%	148
Telecourses (Non-Military)		0.0%	0
Mix of Regular Classroom and Online (Non-Military)		16.0%	41
Mix of Regular Classroom and Telecourses (Non-Military)		0.4%	1
Mix of Online and Telecourses (Non-Military)		2.0%	5
Mix of Regular Classroom, Telecourses, Online (Non-Military)		2.0%	5
Mix of Onsite and Online (EBUS Program)		1.2%	3
Military Program Classes (includes ALL modes of instructional delivery)		0.4%	1
	Other (please specify):		7
		answered question	256
		skipped question	58







23. For how many semesters have you been enrolled at Coastline? (Include summer sessions and this semester.)

		Response Percent	Response Count
One semester		28.2%	73
Two to three semesters		47.9%	124
Four to six semesters		19.7%	51
Seven to nine semesters		3.1%	8
Ten or more semesters		1.2%	3
		answered question	259
		skipped question	55







24. How many units are you taking THIS SEMESTER at Coastline?

		Response Percent	Response Count
Fewer than 6 units		27.3%	69
6-11 units		38.7%	98
12-14 units		25.7%	65
15 or more units		8.3%	21
		answered question	253
		skipped question	61






25. How many units have you acquired JUST at Coastline, including the courses you are taking now?

		Response Percent	Response Count
1-15 units		53.7%	138
16-30 units		25.3%	65
31-45 units		10.9%	28
46-60 units		2.3%	6
Over 60 units		0.8%	2
Not sure		7.0%	18
answered question			257
skipped question			57





26. What is the highest level degree you have already earned?

		Response Percent	Response Count
High school diploma or equivalent		56.0%	145
AA degree or certificate		17.4%	45
BA degree		15.4%	40
MA degree		1.5%	4
PhD degree or other professional degree		1.5%	4
None of the above		8.1%	21
answered question			259
skipped question			55



27. About how many hours per week do you usually spend working for pay?

		Response Percent	Response Count
0 hours		30.7%	79
1-19 hours		17.9%	46
20-29 hours		13.6%	35
30-39 hours		7.4%	19
40 hours or more		30.4%	78
answered question			257
skipped question			57







28. About how many hours a week do you usually spend outside of class preparing for each of your courses (e.g., reading, studying, completing assignments)?

		Response Percent	Response Count
Less than 2 hours per course		12.5%	32
Between 2-4 hours per course		40.1%	103
Between 5-8 hours per course		26.8%	69
More than 8 hours per course		20.6%	53
answered question			257
skipped question			57







29. Your gender:

		Response Percent	Response Count
Female		65.0%	167
Male		35.0%	90
answered question			257
skipped question			57



30. Your age:

		Response Percent	Response Count
17 or younger		0.8%	2
18-20		10.8%	28
21-25		19.7%	51
26-29		10.8%	28
30-49		39.4%	102
50 or older		18.5%	48
answered question			259
skipped question			55

31. Please indicate the one racial or ethnic group below to which you most closely identify:

		Response Percent	Response Count
American Indian/Pacific Islander		1.2%	3
Asian/Asian American		27.2%	70
Black/African American		10.1%	26
Hispanic/Latino		10.9%	28
Native American/Alaskan Native		0.0%	0
White/Non-Hispanic		44.7%	115
Other		5.8%	15
answered question			257
skipped question			57

32. In the last five years, have you taken any English as a Second Language (ESL) classes at Coastline or at another college?

		Response Percent	Response Count
Yes		11.5%	30
No		88.5%	230
answered question			260
skipped question			54