





**1. To what extent do you agree Coastline is fulfilling its mission statement, which is: "Coastline Community College is committed to academic excellence by providing accessible, flexible, quality education to students within and beyond the traditional classroom."**

		Response Percent	Response Count
Extremely Well		65.3%	209
Moderately Well		30.0%	96
Somewhat Well		4.1%	13
Not at All Well		0.6%	2

If you selected "Somewhat Well" or "Not at All Well," please explain your answer:

19

answered question	320
skipped question	0

## 2. Please indicate how strongly you agree or disagree with these statements about instruction at Coastline:

	Strongly Agree	Agree	Neutral	Disagree	Strongly Disagree	Don't Know	Response Count
I am satisfied with the overall quality of instruction.	<b>46.5%</b> <b>(140)</b>	40.9% (123)	7.3% (22)	3.7% (11)	1.7% (5)	0.0% (0)	301
Teaching within my major is effective at Coastline.	<b>40.5%</b> <b>(122)</b>	38.5% (116)	10.0% (30)	3.3% (10)	2.7% (8)	5.0% (15)	301
Teaching outside my major is effective at Coastline.	<b>34.6%</b> <b>(102)</b>	33.6% (99)	16.3% (48)	2.4% (7)	1.0% (3)	12.2% (36)	295
Instructors attempt to be fair and objective in their presentation of course materials.	<b>49.7%</b> <b>(149)</b>	40.7% (122)	7.0% (21)	1.0% (3)	1.3% (4)	0.3% (1)	300
Instructors provide a course syllabus that describes course requirements.	<b>60.9%</b> <b>(184)</b>	31.8% (96)	5.3% (16)	0.3% (1)	1.7% (5)	0.0% (0)	302
Instructors clearly define how I will be graded.	<b>58.3%</b> <b>(176)</b>	34.1% (103)	4.3% (13)	2.3% (7)	1.0% (3)	0.0% (0)	302
Instructors clearly specify expectations concerning academic honesty and the consequences for dishonesty.	<b>63.0%</b> <b>(191)</b>	32.0% (97)	2.3% (7)	1.0% (3)	1.3% (4)	0.3% (1)	303
Instructors inform students of skills or learning outcomes we are expected to achieve.	<b>56.3%</b> <b>(170)</b>	34.8% (105)	6.6% (20)	1.3% (4)	1.0% (3)	0.0% (0)	302
Instructors care about their students' success.	<b>52.0%</b> <b>(157)</b>	30.8% (93)	8.9% (27)	4.3% (13)	1.7% (5)	2.3% (7)	302
Instructors are available to help me outside of class.	<b>39.5%</b> <b>(118)</b>	30.8% (92)	14.0% (42)	7.4% (22)	3.0% (9)	5.4% (16)	299
I believe my courses will prepare me well for future employment.	39.0% (117)	<b>40.3%</b> <b>(121)</b>	12.7% (38)	3.7% (11)	2.7% (8)	1.7% (5)	300
I believe my courses will prepare me well for transfer to a four-year university.	<b>42.8%</b> <b>(128)</b>	36.1% (108)	11.7% (35)	2.0% (6)	2.3% (7)	5.0% (15)	299
The amount of homework in most of my classes is appropriate.	<b>45.2%</b> <b>(136)</b>	38.9% (117)	10.3% (31)	3.3% (10)	2.3% (7)	0.0% (0)	301

I am satisfied with instructors' use of technology in CLASSROOM courses.	<b>39.8% (117)</b>	31.6% (93)	11.6% (34)	2.4% (7)	2.4% (7)	12.2% (36)	294
I am satisfied with instructors' use of technology in ONLINE courses.	<b>52.4% (155)</b>	31.1% (92)	9.1% (27)	2.7% (8)	3.4% (10)	1.4% (4)	296
						Please list your major:	200
						<b>answered question</b>	<b>303</b>
						<b>skipped question</b>	<b>17</b>

**3. Please indicate how strongly you agree or disagree with these statements about programs, degrees, and certificates at Coastline:**

	<b>Strongly Agree</b>	<b>Agree</b>	<b>Neutral</b>	<b>Disagree</b>	<b>Strongly Disagree</b>	<b>Don't Know</b>	<b>Response Count</b>
Degrees and certificates are clearly described in the college catalog.	<b>49.0%</b> <b>(142)</b>	31.7% (92)	8.6% (25)	4.1% (12)	0.7% (2)	5.9% (17)	290
There is a sufficient number of GENERAL EDUCATION courses offered each semester which enable me to complete my educational goal within a reasonable period of time.	<b>36.2%</b> <b>(104)</b>	32.8% (94)	13.9% (40)	5.2% (15)	1.4% (4)	10.5% (30)	287
There are a variety of courses offered in my MAJOR each semester which enable me to complete my educational goal within a reasonable period of time.	31.7% (91)	<b>35.5%</b> <b>(102)</b>	15.0% (43)	9.1% (26)	3.8% (11)	4.9% (14)	287
Programs and courses are offered in a manner which enable me to complete my entire program as announced.	35.7% (102)	<b>37.4%</b> <b>(107)</b>	14.0% (40)	4.5% (13)	1.7% (5)	6.6% (19)	286
Coastline provides the support resources (e.g., equipment) that are necessary for my program/certificate.	<b>39.7%</b> <b>(114)</b>	39.0% (112)	10.8% (31)	2.8% (8)	1.4% (4)	6.3% (18)	287

If you would like to make a comment, please leave it here:

55

**answered question**

**290**
















**skipped question**

**30**

**4. Please indicate how strongly you agree or disagree with these statements about Coastline's published materials, and its representations about itself:**

	<b>Strongly Agree</b>	<b>Agree</b>	<b>Neutral</b>	<b>Disagree</b>	<b>Strongly Disagree</b>	<b>Don't Know</b>	<b>Response Count</b>
Faculty and staff are objective and fair when representing the college to students and others.	<b>45.3% (126)</b>	39.9% (111)	6.8% (19)	0.4% (1)	0.4% (1)	7.2% (20)	278
The college catalog is clear and adequately represents policies and practices at Coastline.	<b>48.2% (134)</b>	41.0% (114)	6.8% (19)	0.7% (2)	0.0% (0)	3.2% (9)	278
Coastline's PRINTED class schedule is accurate and clear.	<b>46.2% (128)</b>	37.2% (103)	5.8% (16)	0.7% (2)	0.7% (2)	9.4% (26)	277
Coastline's ONLINE class schedule is accurate and clear.	<b>51.8% (144)</b>	37.1% (103)	6.8% (19)	2.2% (6)	0.7% (2)	1.4% (4)	278
Coastline's WEBSITE is clear and accurate.	<b>48.2% (134)</b>	36.3% (101)	11.2% (31)	2.9% (8)	1.1% (3)	0.4% (1)	278
Coastline's publications provide clear and accurate information about courses, programs, degrees, certificates, and services to its students.	<b>45.5% (126)</b>	38.3% (106)	10.8% (30)	1.4% (4)	0.4% (1)	3.6% (10)	277
If you want to add a comment, please place it here:							19
<b>answered question</b>							<b>279</b>
<b>skipped question</b>							<b>41</b>

**5. Coastline has used the following sources to inform the public about our educational programs and services. Where have YOU seen information about Coastline in the past year? (Please select all that apply.)**

		Response Percent	Response Count
Printed copy of the Coastline Catalog		56.7%	153
Printed copy of the Coastline Class Schedule		57.0%	154
Online copy of the Coastline Catalog or Class Schedule		80.4%	217
Printed advertisement/mailer received at my home		26.7%	72
<b>Coastline website: <a href="http://www.coastline.edu">www.coastline.edu</a></b>		<b>85.6%</b>	<b>231</b>
Coastline social media page (Facebook, MySpace, Twitter)		8.1%	22
Coastline outreach booth at a community or high school event		3.7%	10
Presentation by Coastline staff at another school		3.3%	9
Coastline TV commercial		9.3%	25
Coastline advertisement in print		9.3%	25
Coastline marketing brochure or flier (found at various locations)		9.6%	26
Story or item in a neighborhood newspaper		2.6%	7
Story or item in the O.C. Register or L.A. Times		3.7%	10
Other newspapers - Please list below		1.5%	4
High school newspaper or yearbook		2.2%	6

Advertising board in a high school gym	<input type="checkbox"/>	1.5%	4
Magazine	<input type="checkbox"/>	1.9%	5
Online or print directories/guides (e.g., Peterson's Guide to Two-Year Colleges, Hobson's, Study USA)	<input type="checkbox"/>	4.1%	11
Radio station(s) - Please list station below	<input type="checkbox"/>	2.2%	6

Other (please specify) 14

<b>answered question</b>	<b>270</b>
<b>skipped question</b>	<b>50</b>

### 6. What is your level of awareness, need, or satisfaction with the following Counseling services at Coastline? (Please provide only one response per item.)

	Used/Satisfied	Used/Not Satisfied	Heard Of/Don't Need	Never Heard Of	Response Count
Academic Advising/Planning	<b>49.3% (132)</b>	14.2% (38)	31.7% (85)	4.9% (13)	268
Career Counseling	38.4% (103)	7.5% (20)	<b>40.3% (108)</b>	13.8% (37)	268
English/Math Placement Testing	<b>48.5% (129)</b>	6.4% (17)	41.0% (109)	4.1% (11)	266
Financial Aid	<b>52.8% (141)</b>	10.9% (29)	31.5% (84)	4.9% (13)	267
New Student Orientation to College (Group)	23.5% (61)	5.8% (15)	<b>48.5% (126)</b>	22.3% (58)	260
New Student Orientation to College (Online)	34.4% (89)	5.0% (13)	<b>40.2% (104)</b>	20.5% (53)	259
Walk-in/Resource Counseling	33.6% (88)	8.4% (22)	<b>37.8% (99)</b>	20.2% (53)	262
Online Advising	30.2% (77)	9.0% (23)	29.4% (75)	<b>31.4% (80)</b>	255

If you want to add a comment, please place it here: 23

<b>answered question</b>	<b>278</b>
<b>skipped question</b>	<b>42</b>

**7. What is your level of agreement with each of the following statements about Registration, Admissions, Assessment, and Counseling services at Coastline? (Please provide only one response per item.)**

	<b>Strongly Agree</b>	<b>Agree</b>	<b>Neutral</b>	<b>Disagree</b>	<b>Strongly Disagree</b>	<b>Don't Know</b>	<b>Response Count</b>
Admissions staff were helpful in the application and registration process.	<b>38.8%</b> <b>(104)</b>	34.0% (91)	14.9% (40)	1.5% (4)	0.7% (2)	10.1% (27)	268
The online APPLICATION process is easy to use.	<b>53.4%</b> <b>(143)</b>	36.2% (97)	5.6% (15)	1.1% (3)	1.1% (3)	2.6% (7)	268
The online REGISTRATION process is easy to use.	<b>52.8%</b> <b>(142)</b>	36.8% (99)	5.2% (14)	1.9% (5)	1.1% (3)	2.2% (6)	269
The ON-SITE new student orientation I attended was useful.	21.1% (55)	17.2% (45)	16.9% (44)	0.8% (2)	0.0% (0)	<b>44.1%</b> <b>(115)</b>	261
The ONLINE new student orientation was useful.	28.6% (75)	20.2% (53)	15.6% (41)	1.5% (4)	0.4% (1)	<b>33.6%</b> <b>(88)</b>	262
Student orientation is effective in helping new students become familiar with Coastline.	24.2% (64)	21.9% (58)	17.4% (46)	1.5% (4)	0.8% (2)	<b>34.3%</b> <b>(91)</b>	265
Placement test results were explained to me so that I understood which course(s) I was supposed to take.	29.8% (78)	19.8% (52)	15.6% (41)	3.4% (9)	0.8% (2)	<b>30.5%</b> <b>(80)</b>	262
Placement tests were offered at times that were convenient for me.	29.8% (78)	21.0% (55)	11.8% (31)	4.2% (11)	0.8% (2)	<b>32.4%</b> <b>(85)</b>	262
The writing assessment test helped me enroll in an appropriate ENGLISH course.	26.2% (68)	22.3% (58)	13.8% (36)	1.2% (3)	0.4% (1)	<b>36.2%</b> <b>(94)</b>	260
The math assessment test helped me enroll in an appropriate MATH course.	28.0% (73)	20.7% (54)	11.9% (31)	3.4% (9)	0.8% (2)	<b>35.2%</b> <b>(92)</b>	261
Counseling appointments were available at times that were convenient for me.	<b>28.6%</b> <b>(75)</b>	24.4% (64)	14.1% (37)	4.2% (11)	3.4% (9)	25.2% (66)	262
Counseling session(s) are informative and helpful.	<b>30.3%</b> <b>(80)</b>	27.3% (72)	11.7% (31)	3.8% (10)	2.7% (7)	24.2% (64)	264



Counseling session(s) helped me SELECT courses I need to attain my educational goal.	<b>33.6% (88)</b>	25.2% (66)	10.7% (28)	3.1% (8)	3.1% (8)	24.4% (64)	262
Counseling session(s) helped me CLARIFY my education goals.	<b>30.7% (81)</b>	25.0% (66)	13.3% (35)	4.2% (11)	2.7% (7)	24.2% (64)	264
Counselors care about me as an individual.	<b>30.4% (80)</b>	22.1% (58)	16.3% (43)	1.9% (5)	4.6% (12)	24.7% (65)	263
Counselors are concerned about my academic success.	<b>30.9% (80)</b>	24.7% (64)	14.7% (38)	1.5% (4)	4.6% (12)	23.6% (61)	259
Administrative procedures that affect students are fair.	<b>30.5% (79)</b>	29.0% (75)	17.0% (44)	1.5% (4)	1.9% (5)	20.1% (52)	259

If you want to add a comment, please make it here: 22

<b>answered question</b>	<b>271</b>
<b>skipped question</b>	<b>49</b>

**8. What is your level of awareness, need, or satisfaction with each of the following services/activities at Coastline? (Please provide one response for each item.)**

	Used/Satisfied	Used/Not Satisfied	Heard Of/Don't Need	Never Heard Of/Don't Need	Response Count
Academic Advising	<b>46.1% (118)</b>	9.4% (24)	30.1% (77)	14.5% (37)	256
Associated Student Government (ASG)	16.8% (42)	4.4% (11)	<b>44.8% (112)</b>	34.0% (85)	250
Bookstore	<b>72.5% (187)</b>	14.3% (37)	8.5% (22)	4.7% (12)	258
Extended Opportunities Program (EOPS)	19.4% (49)	3.6% (9)	<b>42.3% (107)</b>	34.8% (88)	253
Financial Aid Office	<b>49.2% (126)</b>	10.2% (26)	27.7% (71)	12.9% (33)	256
Health Services (Memorial Prompt Care)	19.1% (47)	6.5% (16)	<b>46.7% (115)</b>	27.6% (68)	246
Information Commons/Computer Lab (Garden Grove)	29.2% (73)	3.2% (8)	<b>36.0% (90)</b>	31.6% (79)	250
One-Stop Centers	22.6% (57)	4.8% (12)	32.5% (82)	<b>40.1% (101)</b>	252
Student Success Center	22.3% (56)	2.8% (7)	35.9% (90)	<b>39.0% (98)</b>	251
Textbook Reserve Library	19.3% (48)	5.2% (13)	32.9% (82)	<b>42.6% (106)</b>	249
Transfer Center	19.7% (49)	4.4% (11)	<b>41.8% (104)</b>	34.1% (85)	249
Tutoring Services	21.0% (53)	6.3% (16)	<b>42.1% (106)</b>	30.6% (77)	252
Virtual Library	<b>32.0% (80)</b>	12.0% (30)	27.2% (68)	28.8% (72)	250

If you want to add a comment, please make it here:

24

**answered question**

**266**



**skipped question**

**54**

**9. On average, how often do you use the following services/activities at Coastline? (Please provide one response for each item.)**

	Frequently Each Semester	A Few Times Each Semester	Once a Semester	Less than Once a Semester	Never	Response Count
Associated Student Government (ASG)	6.4% (16)	2.4% (6)	0.8% (2)	4.0% (10)	<b>86.5% (217)</b>	251
Bookstore	18.2% (47)	24.0% (62)	<b>36.0% (93)</b>	10.5% (27)	11.2% (29)	258
Computer Lab at Garden Grove	13.1% (33)	11.9% (30)	2.8% (7)	6.3% (16)	<b>65.9% (166)</b>	252
Extended Opportunities Program (EOPS)	9.6% (24)	4.0% (10)	1.2% (3)	3.6% (9)	<b>81.6% (204)</b>	250
Financial Aid Office	21.0% (54)	12.8% (33)	16.3% (42)	6.6% (17)	<b>43.2% (111)</b>	257
Health Services (Memorial Prompt Care)	7.2% (18)	5.2% (13)	2.8% (7)	6.0% (15)	<b>78.8% (197)</b>	250
Legal Clinic	5.6% (14)	2.4% (6)	1.6% (4)	4.8% (12)	<b>85.5% (213)</b>	249
One-Stop Centers	8.4% (21)	3.2% (8)	2.8% (7)	8.8% (22)	<b>76.8% (192)</b>	250
Scholarships	9.5% (24)	3.6% (9)	5.1% (13)	4.7% (12)	<b>77.1% (195)</b>	253
Student Success Center	9.2% (23)	5.6% (14)	3.6% (9)	3.6% (9)	<b>78.0% (195)</b>	250
Study Abroad Program	5.6% (14)	2.8% (7)	0.8% (2)	2.0% (5)	<b>88.8% (222)</b>	250
Textbook Reserve Library	7.6% (19)	3.2% (8)	4.0% (10)	5.6% (14)	<b>79.5% (198)</b>	249
Transfer Center	6.4% (16)	2.8% (7)	4.0% (10)	9.2% (23)	<b>77.5% (193)</b>	249
Tutoring Services	8.4% (21)	7.2% (18)	3.6% (9)	5.6% (14)	<b>75.2% (188)</b>	250
Virtual Library	12.7% (32)	14.7% (37)	7.6% (19)	7.6% (19)	<b>57.4% (144)</b>	251
<b>answered question</b>						<b>261</b>
<b>skipped question</b>						<b>59</b>

**10. If Coastline were able to offer classes supported solely by private fees paid by the student (e.g., classes offered for the cost of instruction, with no taxpayer support), would you be interested in paying \$200 a unit to enroll in these classes?**

		Response Percent	Response Count
Yes		14.4%	37
No		85.6%	220

Please add any comments or suggestions on this topic:

71

**answered question**

**257**

**skipped question**

**63**





## 11. How important would the following factors be in your decision to enroll in classes supported solely by student fees?

	Very Important	Important	Somewhat Important	Not at All Important	Doesn't Apply	Response Count
The per unit cost of these classes.	<b>79.4% (201)</b>	16.2% (41)	2.8% (7)	0.8% (2)	0.8% (2)	253
Eligibility of receiving financial aid to pay for these classes.	<b>63.8% (162)</b>	16.9% (43)	5.5% (14)	3.1% (8)	10.6% (27)	254
Inability to enroll in regular classes which are closed or canceled due to a lack of state funding.	<b>68.5% (170)</b>	20.6% (51)	4.0% (10)	2.4% (6)	4.4% (11)	248
Availability of these classes offered during summer.	<b>58.3% (147)</b>	20.2% (51)	12.3% (31)	4.4% (11)	4.8% (12)	252
Availability of these classes offered during winter intersession.	<b>54.4% (136)</b>	20.8% (52)	12.0% (30)	7.6% (19)	5.2% (13)	250
Availability of these classes offered in the primary fall and spring semesters.	<b>74.1% (189)</b>	17.3% (44)	4.3% (11)	2.4% (6)	2.0% (5)	255
Please add any comments or suggestions on this topic:						22
<b>answered question</b>						<b>256</b>
<b>skipped question</b>						<b>64</b>

**12. If Coastline were allowed to offer a more flexible distance learning schedule, what options would be the most important for you?**

	<b>Very Important</b>	<b>Important</b>	<b>Somewhat Important</b>	<b>Not at All Important</b>	<b>Doesn't Apply</b>	<b>Response Count</b>
The ability to work quickly at my own pace.	<b>70.8% (179)</b>	18.2% (46)	8.3% (21)	0.4% (1)	2.4% (6)	253
The ability to enroll at ANY time during the year.	<b>58.9% (149)</b>	22.5% (57)	10.7% (27)	5.5% (14)	2.4% (6)	253
The ability to take courses that finish in FOUR weeks.	<b>38.2% (94)</b>	19.9% (49)	17.5% (43)	17.9% (44)	6.5% (16)	246
The ability to take courses that finish in SIX weeks.	<b>38.3% (95)</b>	22.2% (55)	19.8% (49)	14.1% (35)	5.6% (14)	248
The ability to take courses that finish in EIGHT weeks.	<b>55.2% (139)</b>	26.2% (66)	9.9% (25)	7.1% (18)	1.6% (4)	252
The ability to take courses that finish in SIXTEEN weeks.	<b>57.1% (144)</b>	24.2% (61)	11.1% (28)	5.6% (14)	2.0% (5)	252
Please add any comments or suggestions on this topic:						16
<b>answered question</b>						<b>256</b>
<b>skipped question</b>						<b>64</b>

**13. How do you describe your relationship with Coastline Community College? (Select the ONE answer that best describes your situation.)**






		Response Percent	Response Count
High-school student co-enrolled at Coastline.		0.0%	0
<b>Part-time student at Coastline (enrolled in fewer than 12 units at Coastline this semester).</b>		<b>46.5%</b>	<b>119</b>
Full-time student at Coastline (enrolled in 12 or more units at Coastline this semester).		27.3%	70
I attend multiple colleges, and I consider ANOTHER college to be my primary college.		17.2%	44
I attend multiple colleges, but COASTLINE is my primary college.		9.0%	23
	Other (please specify):		25
		<b>answered question</b>	<b>256</b>
		<b>skipped question</b>	<b>64</b>

**14. Please indicate the primary mode by which you take classes at Coastline Community College. (Select the ONE answer that best describes your situation.)**





		Response Percent	Response Count
Regular Classroom (Non-Military)		12.1%	31
Regular Classroom (Early College High School)		0.8%	2
<b>Online Classes (Non-Military)</b>		<b>51.2%</b>	<b>131</b>
Telecourses (Non-Military)		0.8%	2
Mix of Regular Classroom and Online (Non-Military)		24.2%	62
Mix of Regular Classroom and Telecourses (Non-Military)		2.0%	5
Mix of Online and Telecourses (Non-Military)		4.3%	11
Mix of Regular Classroom, Telecourses, Online (Non-Military)		4.7%	12
Mix of Onsite and Online (EBUS Program)		0.0%	0
Military Program Classes (includes ALL modes of instructional delivery)		0.0%	0
	Other (please specify):		11
		<b>answered question</b>	<b>256</b>
		<b>skipped question</b>	<b>64</b>









**15. For how many semesters have you been enrolled at Coastline? (Include summer sessions and this semester.)**

		Response Percent	Response Count
One semester		9.2%	24
Two to three semesters		29.6%	77
<b>Four to six semesters</b>		<b>31.2%</b>	<b>81</b>
Seven to nine semesters		20.0%	52
Ten or more semesters		10.0%	26
		<b>answered question</b>	<b>260</b>
		<b>skipped question</b>	<b>60</b>







**16. How many units are you taking THIS SEMESTER at Coastline?**

		Response Percent	Response Count
Fewer than 6 units		31.9%	83
<b>6-11 units</b>		<b>42.3%</b>	<b>110</b>
12-14 units		21.2%	55
15 or more units		4.6%	12
		<b>answered question</b>	<b>260</b>
		<b>skipped question</b>	<b>60</b>






**17. How many units have you acquired JUST at Coastline, including the courses you are taking now?**

		Response Percent	Response Count
1-15 units		30.0%	78
16-30 units		21.5%	56
31-45 units		16.5%	43
46-60 units		15.8%	41
Over 60 units		7.7%	20
Not sure		8.5%	22
<b>answered question</b>			<b>260</b>
<b>skipped question</b>			<b>60</b>





**18. What is the highest level degree you have already earned?**

		Response Percent	Response Count
High school diploma or equivalent		45.0%	117
AA degree or certificate		28.8%	75
BA degree		14.6%	38
MA degree		5.4%	14
PhD degree or other professional degree		1.2%	3
None of the above		5.0%	13
<b>answered question</b>			<b>260</b>
<b>skipped question</b>			<b>60</b>



### 19. About how many hours per week do you usually spend working for pay?

		Response Percent	Response Count
0 hours		21.8%	55
1-19 hours		13.5%	34
20-29 hours		16.7%	42
30-39 hours		8.7%	22
<b>40 hours or more</b>		<b>39.3%</b>	<b>99</b>
<b>answered question</b>			<b>252</b>
<b>skipped question</b>			<b>68</b>







### 20. About how many hours a week do you usually spend outside of class preparing for each of your courses (e.g., reading, studying, completing assignments)?

		Response Percent	Response Count
Less than 2 hours per course		4.7%	12
<b>Between 2-4 hours per course</b>		<b>35.8%</b>	<b>92</b>
Between 5-8 hours per course		34.2%	88
More than 8 hours per course		25.3%	65
<b>answered question</b>			<b>257</b>
<b>skipped question</b>			<b>63</b>








## 21. Your gender:

		Response Percent	Response Count
Female		66.8%	173
Male		33.2%	86
answered question			259
skipped question			61



## 22. Your age:

		Response Percent	Response Count
17 or younger		0.4%	1
18-20		1.6%	4
21-25		12.8%	33
26-29		16.7%	43
30-49		45.7%	118
50 or older		22.9%	59
answered question			258
skipped question			62

**23. Please indicate the one racial or ethnic group below to which you most closely identify:**

		Response Percent	Response Count
American Indian/Pacific Islander		2.3%	6
Asian/Asian American		28.2%	73
Black/African American		5.8%	15
Hispanic/Latino		14.3%	37
Native American/Alaskan Native		0.4%	1
<b>White/Non-Hispanic</b>		<b>43.2%</b>	<b>112</b>
Other		5.8%	15
<b>answered question</b>			<b>259</b>
<b>skipped question</b>			<b>61</b>

**24. In the last five years, have you taken any English as a Second Language (ESL) classes at Coastline or at another college?**

		Response Percent	Response Count
Yes		9.7%	25
<b>No</b>		<b>90.3%</b>	<b>234</b>
<b>answered question</b>			<b>259</b>
<b>skipped question</b>			<b>61</b>