







1. First we need to determine what major, program, or certificate for which you are reporting SLO data and dialog outcomes. For this question, select only ONE area. If you represent more than one diverse, separate major (e.g., history and economics) or certificate program, please complete a separate survey for EACH major or certificate area program. If you represent multiple RELATED disciplines (e.g., real estate and real estate broker), you may select the one broadest single title, and combine your answers, if that makes sense to your department. To find Certificates of Accomplishment or Certificates of Specialization, skip to Question 2.

		ResponsePercent	ResponseCount
Accounting	<input type="checkbox"/>	5.9%	1
Art Major	<input type="checkbox"/>	5.9%	1
Biological Technology	<input type="checkbox"/>	5.9%	1
Building Codes Technology	<input type="checkbox"/>	5.9%	1
Business Administration		0.0%	0
Business		0.0%	0
Computer Networking		0.0%	0
Digital Media foundations	<input type="checkbox"/>	5.9%	1
DSPS/ABI		0.0%	0
DSPS/II		0.0%	0
Economics		0.0%	0
Emergency Management/Homeland Security	<input type="checkbox"/>	5.9%	1
English Major	<input type="checkbox"/>	5.9%	1
ESL		0.0%	0
French Major	<input type="checkbox"/>	5.9%	1
Gerontology Major or Certificate	<input type="checkbox"/>	5.9%	1

Health and Fitness		5.9%	1
Health Care Management		0.0%	0
History		0.0%	0
Human Services		0.0%	0
Liberal Studies Major (for Teaching)		17.6%	3
Management and Supervision		0.0%	0
Mathematics		0.0%	0
Office Support Specialist		5.9%	1
Paralegal Studies		5.9%	1
Process Technology		0.0%	0
Psychology		5.9%	1
Real Estate Broker		0.0%	0
Retail Management		0.0%	0
Small Business Management		0.0%	0
Sociology		0.0%	0
Supply Chain Management		0.0%	0
Spanish		5.9%	1
AnsweredQuestion			17
SkippedQuestion			4

2. If you WANT to report on one of the following Certificates of Accomplishment or Certificates of Specialization (e.g., it is not covered within one of the broader areas listed in the previous question) please answer this question by selecting only ONE certificate. If you don't want to report on any of these certificates, please SKIP this question. If you want to report on an area that wasn't listed in Question 1 or 2, please click "Other" and list it in the comment box.

		ResponsePercent	ResponseCount
Business Plan		0.0%	0
Cisco Certified Newtworking Administrator (CCNA)		0.0%	0
Cisco Certified Networking Professional (CCNP)		0.0%	0
Cognitive & Caregivers Boot Camp		0.0%	0
CompTIA Computer Hardware		0.0%	0
CompTIA Computer Software		0.0%	0
Digital Media		16.7%	1
Educational Studies		33.3%	2
General Office Assistant		0.0%	0
Home Business		0.0%	0
Human Services Certificate		0.0%	0
Leadership		0.0%	0
LINUX Administration		0.0%	0
Medical Administratieve Office Technician		0.0%	0
Medical Coding Specialist		0.0%	0
Network Security Specialist		0.0%	0
Networking Tools		0.0%	0
Process Technician Fundamental		0.0%	0

Real Estate Lending & Mortgage Brokering	0.0%	0
Real Estate Property Salesperson	0.0%	0
SharePoint Server	0.0%	0
Windows Server 2008	0.0%	0
Windows Vista	0.0%	0
Other		50.0%

Other (please specify) 5

AnsweredQuestion 6

SkippedQuestion 15

3. What percent of SLOs in your area DID NOT meet mastery level (i.e., below 60% achievement) of course, program, or general education/institutional SLOs? Use these percentages to measure Mastery Outcomes: Meets Outcome (80% or higher) Partially Meets Outcome (60-79%) Does Not Meet Outcome (below 60%)

	Course	Program	Institutional	RatingCount
Not sure	33.3% (1)	33.3% (1)	33.3% (1)	3
Less than 25% of SLOs were met	100.0% (1)	0.0% (0)	0.0% (0)	1
25% to 49% of SLOs were met	0.0% (0)	0.0% (0)	0.0% (0)	0
50% to 74% of SLOs were met	100.0% (1)	0.0% (0)	0.0% (0)	1
75% to 100% of SLOs were met	75.0% (6)	25.0% (2)	0.0% (0)	8
All SLOs were met	50.0% (1)	50.0% (1)	0.0% (0)	2
AnsweredQuestion				11
SkippedQuestion				10

4. In determining the percent of SLOs in your area that DID NOT meet mastery level (i.e., below 60% achievement), did you use printed Seaport SLO Reports, Verbal Faculty Reports, or an Estimate?

	Course	Program	Institutional	RatingCount
Printed Seaport SLO Reports	100.0% (9)	0.0% (0)	0.0% (0)	9
Verbal Faculty Reports	66.7% (2)	33.3% (1)	0.0% (0)	3
Estimate	100.0% (3)	0.0% (0)	0.0% (0)	3

Other (please specify): 4

AnsweredQuestion	9
SkippedQuestion	12

5. In the box below, write the names of courses that your department identified as having a high percent of students that did NOT achieve COURSE SLOs (i.e., at least at a 60% achievement level or BELOW). This a summary for your entire department. (Use your best judgement. For example, if your department has five Psychology 100 courses, but only one class consistently does not meet CSLOs, then you don't need to list Psych 100 here, but your department needs to discuss why the ONE class cannot meet the CSLOs. Or if two out of three CSLOs are being met in all courses, you probably have more of a problem with the specific SLO, and don't need to report that here.) Use these percentages to measure Mastery Outcomes: Meets Outcome (80% or higher) Partially Meets Outcome (60-79%) Does Not Meet Outcome (below 60%) Write your course names here (e.g., Psych 100), or comments/questions:

	ResponseCount
	7
AnsweredQuestion	7
SkippedQuestion	14














6. In the box below, write the names of courses that your department identified as having a high percent of students that did NOT achieve PROGRAM SLOs (i.e., at least at a 60% achievement level or BELOW). This a summary for your entire program. (Use your best judgement/rationale when you choose your courses. Use these percentages to measure Mastery Outcomes: Meets Outcome (80% or higher) Partially Meets Outcome (60-79%) Does Not Meet Outcome (below 60%) Write your course names here (e.g., Psych 100), or comments/questions:








	ResponseCount
	7
AnsweredQuestion	7
SkippedQuestion	14

7. In the box below, write the names of courses that your department identified as having a high percent of students that did NOT achieve general education/Institutional-level SLOs (i.e., at least at a 60% achievement level or BELOW). This a summary for your entire department. Use your best judgement. Use these percentages to measure Mastery Outcomes: Meets Outcome (80% or higher) Partially Meets Outcome (60-79%) Does Not Meet Outcome (below 60%) Write your course names here (e.g., Acct 100), or comments/questions:

	ResponseCount
	7
AnsweredQuestion	7
SkippedQuestion	14

8. Below is a list of some reasons why students may NOT have achieved course, program, or institutional-level SLOs. Please select all that your faculty identified during your dialog:















		ResponsePercent	ResponseCount
Students can't read at college-level ability		55.6%	10
Students don't have requisite course information		0.0%	0
Students lack technical/background subject knowledge		33.3%	6
Students are scientifically unprepared		5.6%	1
Students lack experience in memorization of course terminology		16.7%	3
Students don't integrate or synthesize information		44.4%	8
Students don't put in enough effort		83.3%	15
Students study ineffectively or not enough		55.6%	10
Students don't use the textbook, course website, or lecture notes adequately		66.7%	12
Students were placed incorrectly (placement test/prerequisites)		22.2%	4
Students have high rates of absenteeism		38.9%	7
Course vocabulary is complicated		16.7%	3
Textbook/materials issue		22.2%	4
Not enough time to adequately teach/cover this material		11.1%	2
Faculty selected too many SLOs/or SLOs not appropriate to the course		0.0%	0











Students didn't attempt the SLO/it was too difficult		5.6%	1
Used just one SLO measure/it was too hard		0.0%	0
The SLO project is too long and complicated		0.0%	0
Students already earned enough points/didn't do SLO measure		5.6%	1
The SLO is due at the end of the semester when students are overwhelmed		0.0%	0
Different teachers are teaching the SLO in different ways		5.6%	1
Lowest rates of SLO achievement seen in institutional students		16.7%	3
Lowest rates of SLO achievement seen in online students		0.0%	0
Lowest rates of SLO achievement seen in on-site students		5.6%	1
Lowest rates of SLO achievement seen in non-native English speaking students		44.4%	8
Not all faculty completed required course SLOs		11.1%	2
Not all faculty completed required program SLOs		0.0%	0
Not all faculty completed required institutional SLOs		0.0%	0

Other Reasons (please specify) 6

AnsweredQuestion	18
SkippedQuestion	3

9. Below is a list of some solutions or implementation strategies that your department faculty might use to increase the percentage of students who achieve course, program, or general education/institutional-level SLOs. Please select all the strategies that your department discussed possibly implementing in order to improve Student Learning Outcomes:

		ResponsePercent	ResponseCount
Change the textbook		18.8%	3
Add supplemental or new materials, including lecture, Internet, handbook, etc.		50.0%	8
Change or adjust the grading/data collection/scoring method for the SLO		6.3%	1
Develop a better measure of student success (e.g., SLO)		25.0%	4
Develop teaching and learning strategies		18.8%	3
Provide training in basic core concepts		37.5%	6
Develop teaching strategies to improve students' retention of information		6.3%	1
Create hands-on exercises		31.3%	5
Provide sample papers		31.3%	5
Provide grading rubrics		43.8%	7
Provide study skills materials		31.3%	5
Increase the number of faculty teaching in this department		18.8%	3
Refer students for skilled subject tutoring		43.8%	7
Refer students for targeted student success courses		18.8%	3

Send emails to encourage student effort		50.0%	8
Spend more time on the SLO objectives and less time on review material		6.3%	1
Increase coordination and dialog among the faculty teaching this course		43.8%	7
Provide more feedback on homework		37.5%	6
Provide additional graded, targeted quizzes covering the SLO		37.5%	6
Use presentation/teaching strategies that employ active- rather than passive-learning		43.8%	7
Create more “authentic” assessments (e.g., case studies, simulations, real-world applications) that require critical thinking, problem-solving, etc.		43.8%	7
Increase the number of faculty who are collecting Course SLOs		12.5%	2
Increase the number of faculty who are collecting Program SLOs		6.3%	1
Increase the number of faculty who are collecting Institutional SLOs		6.3%	1
Other solutions (please specify)			4
AnsweredQuestion			16
SkippedQuestion			5

10. Education Master Plan GOAL I: COASTLINE WILL MAKE LEARNER SUCCESS ITS CORE FOCUS. Of the following list of INSTRUCTIONAL NEEDS, please select all that relate either to reasons students didn't achieve SLOs or to implementation strategies identified by your department; then rate their level of importance.

	Very Important Need	Somewhat Important Need	Not Needed	RatingCount
Provide tutoring in basic skills	50.0% (5)	40.0% (4)	10.0% (1)	10
Provide tutoring in English	63.6% (7)	18.2% (2)	18.2% (2)	11
Provide tutoring in science	0.0% (0)	37.5% (3)	62.5% (5)	8
Provide tutoring in writing	70.0% (7)	20.0% (2)	10.0% (1)	10
Provide tutoring in:_____ (List in comment box)	50.0% (5)	0.0% (0)	50.0% (5)	10
Provide student teacher aides	11.1% (1)	33.3% (3)	55.6% (5)	9
Provide instructional materials for multiple modality learners	11.1% (1)	44.4% (4)	44.4% (4)	9
Provide instructional materials: general	0.0% (0)	57.1% (4)	42.9% (3)	7
Provide free English workshops for students	50.0% (5)	30.0% (3)	20.0% (2)	10
Provide free Math workshops for students	11.1% (1)	33.3% (3)	55.6% (5)	9
Provide faculty training in:_____ (List in comment box)	33.3% (3)	22.2% (2)	44.4% (4)	9
Provide technical support for students 24/7	46.2% (6)	46.2% (6)	7.7% (1)	13
Provide educational resources	37.5% (3)	25.0% (2)	37.5% (3)	8
Provide library resources	66.7% (6)	22.2% (2)	11.1% (1)	9
Require reading placement test/course	44.4% (4)	33.3% (3)	22.2% (2)	9
Resolve physical resources issues	22.2% (2)	11.1% (1)	66.7% (6)	9
Resolve maintenance issues	20.0% (1)	0.0% (0)	80.0% (4)	5

Other (please specify your exact needs): 9

AnsweredQuestion 14

SkippedQuestion 7

11. Education Master Plan GOAL II: COASTLINE WILL INCREASE STUDENT ACCESS, AND IMPROVE PERSISTENCE, RETENTION, AND COMPLETION WITH A PARTICULAR FOCUS ON BASIC SKILLS. Of the following list of INSTRUCTIONAL NEEDS, please select all that relate either to reasons students didn't achieve SLOs or to implementation strategies identified by your department; then rate their level of importance.

	Very Important Need	Somewhat Important Need	Not Needed	RatingCount
Provide faculty peer mentoring to strengthen instructional skills	37.5% (3)	37.5% (3)	25.0% (2)	8
Provide instructional design support to strengthen course academic design	54.5% (6)	18.2% (2)	27.3% (3)	11
Provide accessible faculty training	50.0% (5)	30.0% (3)	20.0% (2)	10
Enhance analytic capabilities of Seaport to facilitate strategies to improve student retention (e.g. Early Alert)	66.7% (6)	33.3% (3)	0.0% (0)	9
Assist more faculty with the implementation of the Academic Quality Rubric in their courses	37.5% (3)	25.0% (2)	37.5% (3)	8

Other (please specify your exact needs) 5

AnsweredQuestion 11

SkippedQuestion 10

12. Education Master Plan GOAL III: COASTLINE WILL CONTINUE TO CREATE AND NURTURE INNOVATIVE PROGRAMS, SERVICES AND TECHNOLOGY SOLUTIONS THAT RESPOND TO THE NEEDS AND EXPECTATIONS OF ITS LEARNING COMMUNITY. Of the following list of INSTRUCTIONAL NEEDS, please select all that relate either to reasons students didn't achieve SLOs or to implementation strategies identified by your department; then rate their level of importance.

	Very Important Need	Somewhat Important Need	Not Needed	RatingCount
Provide accessible faculty training	80.0% (8)	20.0% (2)	0.0% (0)	10
Provide accessible technology/infrastructure support	90.0% (9)	0.0% (0)	10.0% (1)	10
Provide resource faculty or staff to assist with mentoring	80.0% (8)	20.0% (2)	0.0% (0)	10
Other (please specify your exact needs):				4
			AnsweredQuestion	10
			SkippedQuestion	11

13. Education Master Plan GOAL IV: COASTLINE WILL STRENGTHEN AND EXPAND ITS ENTREPRENEURIAL, GRANT DEVELOPMENT, AND COLLABORATIVE ACTIVITIES THROUGH PARTNERSHIPS WITH BUSINESS AND INDUSTRY, GOVERNMENT AGENCIES, EDUCATIONAL INSTITUTIONS, AND THE PUBLIC TO ENHANCE THE COLLEGE'S CAPABILITIES AND OPPORTUNITIES FOR STUDENTS. Of the following list of INSTRUCTIONAL NEEDS, please select all that relate either to reasons students didn't achieve SLOs or to implementation strategies identified by your department; then rate their level of importance.

	Very Important Need	Somewhat Important Need	Not Needed	RatingCount
Provide assistance with building partnerships in the community	50.0% (5)	30.0% (3)	20.0% (2)	10
Provide assistance in writing grants	40.0% (4)	50.0% (5)	10.0% (1)	10
Provide full-time faculty to build and maintain these partnerships.	72.7% (8)	9.1% (1)	18.2% (2)	11
		Other (please specify your exact needs):		5
		AnsweredQuestion		11
		SkippedQuestion		10

14. Education Master Plan GOAL V: UTILIZING PARTICIPATORY GOVERNANCE PROCESSES, COASTLINE WILL IMPROVE ITS COLLECTION, ANALYSIS AND USE OF DATA TO ENHANCE TEACHING, LEARNING AND INSTITUTIONAL EFFECTIVENESS. Of the following list of INSTRUCTIONAL NEEDS, please select all that relate either to reasons students didn't achieve SLOs or to implementation strategies identified by your department; then rate their level of importance.

	Very Important Need	Somewhat Important Need	Not Needed	RatingCount
Enhance analytic capabilities of Seaport to facilitate strategies to improve student retention (e.g. Early Alert)	70.0% (7)	30.0% (3)	0.0% (0)	10
Provide more effective and timely access to course and program outcome data	55.6% (5)	22.2% (2)	22.2% (2)	9
Provide faculty training to enhance academic quality of courses	50.0% (5)	10.0% (1)	40.0% (4)	10
Encourage faculty use of Academic Quality Rubric in more courses	60.0% (6)	20.0% (2)	20.0% (2)	10
Other (please specify your exact needs):				4
AnsweredQuestion				12
SkippedQuestion				9

15. Education Master Plan GOAL VI: COASTLINE WILL PURPOSEFULLY ADVANCE AND SUSTAIN THE COLLEGE'S CAPACITY FOR STUDENT SUCCESS THROUGH THE EFFICIENT USE OF RESOURCES, AS WELL AS EXPANDED, DIVERSE AND RESPONSIVE PROGRAMS AND SERVICES. Of the following list of INSTRUCTIONAL NEEDS, please select all that relate either to reasons students didn't achieve SLOs or to implementation strategies identified by your department; then rate their level of importance.

	Very Important Need	Somewhat Important Need	Not Needed	RatingCount
The students in my courses/program need a unique service.	30.0% (3)	40.0% (4)	30.0% (3)	10
My program needs a special/new resource in order to meet a new educational demand.	33.3% (3)	22.2% (2)	44.4% (4)	9
My program needs a new resource in order to respond to changes in the community/workplace.	37.5% (3)	12.5% (1)	50.0% (4)	8
Other (please specify your exact needs):				6
AnsweredQuestion				10
SkippedQuestion				11

16. Do you have any suggestions for improving the survey for next year or suggestions for how to better dialog and collect data about SLOs?

	ResponseCount
	8
AnsweredQuestion	8
SkippedQuestion	13