










1. Please indicate how strongly you agree or disagree with these statements about Coastline's computer labs, classroom software, and the Virtual Library.

	Strongly Agree	Agree	Neutral	Disagree	Strongly Disagree	Don't Know	Response Count
The classroom computer labs are equipped with updated computers and software.	10.8% (12)	2.7% (3)	4.5% (5)	0.0% (0)	0.0% (0)	82.0% (91)	111
The availability of open computer labs is sufficient to meet my educational needs.	10.8% (12)	5.4% (6)	4.5% (5)	0.0% (0)	0.0% (0)	79.3% (88)	111
The Virtual Library has adequate and up-to-date resources to meet my needs.	21.4% (24)	20.5% (23)	4.5% (5)	0.9% (1)	0.0% (0)	52.7% (59)	112
The Virtual Librarian responds to my questions within at least within 24 hours.	16.1% (18)	13.4% (15)	6.3% (7)	0.0% (0)	0.0% (0)	64.3% (72)	112
The Virtual Librarian's assistance meets my needs.	18.9% (21)	12.6% (14)	5.4% (6)	0.0% (0)	0.0% (0)	63.1% (70)	111
If you would like to make a comment, please place it here:							16
answered question							112
skipped question							0






**2. To complete your assignments that require library use, what library(ies) do you use?
(Please select all that apply.)**

		Response Percent	Response Count
Coastline's Virtual Library		32.0%	33
An academic library at another college		0.0%	0
A virtual library at another college		1.9%	2
A public library		42.7%	44
The Internet		88.3%	91
Other:		6.8%	7
If you would like to make a comment, please place it here:			10
answered question			103
skipped question			9

3. During the current semester what percent of your courses have assignments that require the use of Coastline's Virtual Library?

		Response Percent	Response Count
0% (none of my courses)		77.8%	84
50% (half of my courses)		15.7%	17
75% (about 3/4 of my courses)		1.9%	2
100% (all of my courses)		4.6%	5
answered question			108
skipped question			4

4. How easy it is to obtain the resources you need from Coastline's Virtual library?

		Response Percent	Response Count
Very Easy		17.6%	19
Slightly Easy		13.9%	15
Neither Easy Nor Hard		3.7%	4
Slightly Hard		0.0%	0
Very Hard		1.9%	2
Never Used It		63.0%	68
answered question			108
skipped question			4

5. Indicate how easy it is to use these technologically supported services:

	Very Easy	Slightly Easy	Neither Easy Nor Hard	Slightly Hard	Very Hard	Don't Know	Response Count
Coastline College Web site	57.8% (63)	20.2% (22)	12.8% (14)	7.3% (8)	0.9% (1)	0.9% (1)	109
Coastline's online application and registration	64.8% (70)	19.4% (21)	8.3% (9)	5.6% (6)	1.9% (2)	0.0% (0)	108
Coastline Bookstore for online textbook ordering	65.7% (71)	17.6% (19)	5.6% (6)	6.5% (7)	0.0% (0)	4.6% (5)	108
E-Chat (online advising)	31.5% (34)	3.7% (4)	4.6% (5)	2.8% (3)	0.0% (0)	57.4% (62)	108
My student E-mail account	69.2% (74)	19.6% (21)	7.5% (8)	2.8% (3)	0.9% (1)	0.0% (0)	107
MyCCC Web Portal	63.0% (68)	17.6% (19)	10.2% (11)	6.5% (7)	0.9% (1)	1.9% (2)	108
Online waitlist	14.3% (15)	2.9% (3)	5.7% (6)	0.0% (0)	0.0% (0)	77.1% (81)	105
Seaport Course Management System	53.7% (58)	16.7% (18)	10.2% (11)	3.7% (4)	0.9% (1)	14.8% (16)	108
STAFF support to help me access my online course or resolve technical problems	42.2% (46)	15.6% (17)	9.2% (10)	3.7% (4)	0.0% (0)	29.4% (32)	109
FACULTY support to help me access my online course or resolve technical problems	43.5% (47)	14.8% (16)	9.3% (10)	3.7% (4)	0.0% (0)	28.7% (31)	108

If you would like to make a comment, please place it here:

6



answered question

109

skipped question

3

6. When you have used the Coastline Web site, were you able to find the information that you needed?

		Response Percent	Response Count
Yes		96.3%	104
No		3.7%	4

If you answered "No," please explain what you found difficult, or what information were you trying to find:

5

answered question

108

skipped question

4

7. If you attend classes at a physical Coastline site, please rate how well the classrooms at that site meet your LEARNING NEEDS:

	Very Well	Somewhat Well	Not Very Well	Not at All Well	Not Applicable	Response Count
Costa Mesa	1.1% (1)	1.1% (1)	0.0% (0)	0.0% (0)	97.9% (92)	94
Garden Grove	1.1% (1)	1.1% (1)	0.0% (0)	0.0% (0)	97.8% (91)	93
Le-Jao (Westminster)	1.1% (1)	1.1% (1)	0.0% (0)	0.0% (0)	97.9% (92)	94
High School Site	1.1% (1)	0.0% (0)	1.1% (1)	0.0% (0)	97.8% (91)	93
Other Site	1.1% (1)	1.1% (1)	1.1% (1)	0.0% (0)	96.8% (91)	94

If you would like to name a different site or to make a comment, please place your comment here:

2

answered question

95

skipped question

17

8. If you attend classes at a physical Coastline site, please rate how well the INTERIOR of the site(s) where you attend are MAINTAINED (e.g., classrooms, labs, restrooms):

	Very Well	Somewhat Well	Not Very Well	Not at All Well	Not Applicable	Response Count
Costa Mesa	1.0% (1)	1.0% (1)	0.0% (0)	0.0% (0)	97.9% (94)	96
Garden Grove	1.0% (1)	0.0% (0)	1.0% (1)	0.0% (0)	97.9% (94)	96
Le-Jao (Westminster)	1.0% (1)	1.0% (1)	0.0% (0)	0.0% (0)	97.9% (94)	96
High School Site	1.0% (1)	1.0% (1)	0.0% (0)	0.0% (0)	97.9% (94)	96
Other Site	2.1% (2)	1.0% (1)	0.0% (0)	0.0% (0)	96.9% (93)	96

If you would like to name a different site or to make a comment, please place your comment here: 3

answered question	96
skipped question	16

9. If you attend classes at a physical Coastline site, please rate how SAFE you feel at that site(s):

	Very Safe	Slightly Safe	Neutral	Slightly Unsafe	Very Unsafe	Not Applicable	Response Count
Costa Mesa	1.0% (1)	0.0% (0)	1.0% (1)	0.0% (0)	0.0% (0)	98.0% (96)	98
Garden Grove	1.0% (1)	0.0% (0)	1.0% (1)	0.0% (0)	0.0% (0)	98.0% (96)	98
Le-Jao (Westminster)	1.0% (1)	1.0% (1)	0.0% (0)	0.0% (0)	0.0% (0)	98.0% (96)	98
High School Site	1.0% (1)	0.0% (0)	1.0% (1)	0.0% (0)	0.0% (0)	98.0% (96)	98
Other Site	1.0% (1)	0.0% (0)	2.0% (2)	0.0% (0)	0.0% (0)	96.9% (95)	98

If you would like to name a different site or to make a comment, please place your comment here: 2

answered question	99
skipped question	13

10. If you interacted with staff at a physical Coastline site, please rate how HELPFUL the STAFF were. (Please answer for any of the sites that you have visited.)

	Very Helpful	Slightly Helpful	Neutral	Slightly Unhelpful	Very Unhelpful	Not Applicable	Response Count
Coastline Administrative Site (Fountain Valley)	10.2% (10)	2.0% (2)	1.0% (1)	0.0% (0)	0.0% (0)	86.7% (85)	98
Costa Mesa	1.1% (1)	1.1% (1)	0.0% (0)	0.0% (0)	0.0% (0)	97.9% (93)	95
Garden Grove	1.1% (1)	1.1% (1)	0.0% (0)	0.0% (0)	0.0% (0)	97.9% (93)	95
Le-Jao (Westminster)	1.1% (1)	1.1% (1)	0.0% (0)	0.0% (0)	0.0% (0)	97.9% (93)	95
High School Site	1.1% (1)	1.1% (1)	0.0% (0)	0.0% (0)	0.0% (0)	97.9% (93)	95
Other Site	4.3% (4)	1.1% (1)	0.0% (0)	0.0% (0)	0.0% (0)	94.6% (88)	93

If you would like to name a different site or to make a comment, please place your comment here:

3

answered question	98
skipped question	14

11. Please indicate how well Coastline prepared you in each of the following General Education Learning Outcome areas:

	Prepared Well	Prepared Okay	Partially Prepared	Poorly Prepared	Not at All Prepared	Don't Know	Response Count
Ability to understand and appreciate the visual and performing arts	26.7% (27)	18.8% (19)	6.9% (7)	0.0% (0)	0.0% (0)	47.5% (48)	101
Ability to apply ethical civic, environmental, and social responsibility	44.0% (44)	23.0% (23)	4.0% (4)	1.0% (1)	0.0% (0)	28.0% (28)	100
Ability to apply critical thinking and analysis	44.1% (45)	27.5% (28)	7.8% (8)	0.0% (0)	0.0% (0)	20.6% (21)	102
Ability to use innovative thinking, adaptability, and creative problem-solving skills	46.5% (47)	26.7% (27)	5.9% (6)	0.0% (0)	0.0% (0)	20.8% (21)	101
Ability to understanding and respect cultural and global diversity	47.0% (47)	26.0% (26)	4.0% (4)	0.0% (0)	0.0% (0)	23.0% (23)	100
Ability to use information competency	46.9% (46)	26.5% (26)	6.1% (6)	0.0% (0)	0.0% (0)	20.4% (20)	98
Ability to use effective communication and interpersonal skills	48.5% (49)	24.8% (25)	5.9% (6)	0.0% (0)	0.0% (0)	20.8% (21)	101
Ability to use scientific and quantitative reasoning	35.0% (35)	19.0% (19)	9.0% (9)	2.0% (2)	0.0% (0)	35.0% (35)	100
answered question							102
skipped question							10

12. Please indicate your level of agreement with each of these statements:

	Strongly Agree	Agree	Neutral	Strongly Disagree	Don't Know	Response Count
I feel comfortable in the Coastline college environment.	61.8% (63)	20.6% (21)	7.8% (8)	1.0% (1)	8.8% (9)	102
I am treated with respect at Coastline.	58.3% (60)	26.2% (27)	5.8% (6)	0.0% (0)	9.7% (10)	103
Coastline acknowledges and supports diversity.	56.9% (58)	20.6% (21)	3.9% (4)	0.0% (0)	18.6% (19)	102
Coastline has a positive and supportive educational environment.	59.8% (61)	25.5% (26)	7.8% (8)	0.0% (0)	6.9% (7)	102
There is sufficient college information in my native language.	57.4% (58)	17.8% (18)	5.0% (5)	0.0% (0)	19.8% (20)	101

If you would like to make a comment, please place it here:

2

answered question	103
skipped question	9

13. Indicate how strongly you agree or disagree with these statements about student participation in governance activities at Coastline.

	Strongly Agree	Agree	Neither Agree nor Disagree	Disagree	Strongly Disagree	Response Count
I believe the Associated Student Government (ASG) effectively represents students.	21.3% (20)	7.4% (7)	66.0% (62)	0.0% (0)	5.3% (5)	94
Student government (ASG) has a strong presence on campus.	19.4% (18)	6.5% (6)	68.8% (64)	0.0% (0)	5.4% (5)	93
Students are a valued part of the decision-making process at this campus.	20.4% (19)	8.6% (8)	65.6% (61)	0.0% (0)	5.4% (5)	93

If you would like to make a comment, please place it here:

6

answered question

94

skipped question

18

14. How important are the following Coastline-sponsored extra-curricular activities to you?

	Extremely Important	Very Important	Moderately Important	Slightly Important	Not at All Important	Response Count
Having a variety of clubs to join.	7.6% (7)	14.1% (13)	15.2% (14)	3.3% (3)	59.8% (55)	92
Having a variety of honor societies to join.	7.6% (7)	15.2% (14)	21.7% (20)	2.2% (2)	53.3% (49)	92
Having a variety of activities sponsored by student government to benefit students, such as special speakers.	9.8% (9)	14.1% (13)	14.1% (13)	3.3% (3)	58.7% (54)	92
Holding student government meetings during the day so I can attend.	8.8% (8)	9.9% (9)	13.2% (12)	4.4% (4)	63.7% (58)	91
Holding student government meetings at a learning center so I can attend.	8.8% (8)	9.9% (9)	13.2% (12)	2.2% (2)	65.9% (60)	91
Holding student government meetings electronically so I can participate.	12.0% (11)	10.9% (10)	15.2% (14)	2.2% (2)	59.8% (55)	92

If you would like to make a comment, please place it here:

9

answered question

92

skipped question

20

15. If you would like Coastline to sponsor extra-curricular activities for students, what would you suggest? (Please place your answers in this box.)

**Response
Count**

2







answered question

2

skipped question

110

16. Overall, how satisfied are you with your experience at Coastline?

		Response Percent	Response Count
Extremely satisfied		63.7%	65
Moderately satisfied		28.4%	29
Slightly satisfied		2.9%	3
Neither satisfied nor dissatisfied		2.0%	2
Slightly dissatisfied		2.0%	2
Moderately dissatisfied		0.0%	0
Extremely dissatisfied		1.0%	1

If you would like to make a comment, please place it here:

4




answered question

102

skipped question

10

17. Would you recommend Coastline to a friend or family member?

		Response Percent	Response Count
Yes		94.1%	96
No		1.0%	1
Not Sure		4.9%	5

If NO or NOT SURE, why?

4

answered question

102

skipped question

10

18. What are Coastline's two greatest STRENGTHS? Please type your answers in this box:

	Response Count
	53
answered question	53
skipped question	59





19. What are Coastline's two worst WEAKNESSES? Please type your answers in this box:

	Response Count
	39
answered question	39
skipped question	73

20. Is there anything you would like to add that will help Coastline to improve its effectiveness or services to students? Please type your answers in this box:

	Response Count
	22
answered question	22
skipped question	90





21. How do you describe your relationship with Coastline Community College? (Select the ONE answer that best describes your situation.)

		Response Percent	Response Count
High-school student co-enrolled at Coastline.		0.0%	0
Part-time student at Coastline (enrolled in fewer than 12 units at Coastline this semester).		69.1%	67
Full-time student at Coastline (enrolled in 12 or more units at Coastline this semester).		24.7%	24
I attend multiple colleges, and I consider ANOTHER college to be my primary college.		3.1%	3
I attend multiple colleges, but COASTLINE is my primary college.		3.1%	3
	Other (please specify):		4
		answered question	97
		skipped question	15





22. Please indicate the primary mode by which you take classes at Coastline Community College. (Select the ONE answer that best describes your situation.)

		Response Percent	Response Count
Regular Classroom (Non-Military)		0.0%	0
Regular Classroom (Early College High School)		0.0%	0
Online Classes (Non-Military)	<input type="checkbox"/>	3.1%	3
Telecourses (Non-Military)		0.0%	0
Mix of Regular Classroom and Online (Non-Military)		0.0%	0
Mix of Regular Classroom and Telecourses (Non-Military)		0.0%	0
Mix of Online and Telecourses (Non-Military)		0.0%	0
Mix of Regular Classroom, Telecourses, Online (Non-Military)		0.0%	0
Mix of Onsite and Online (EBUS Program)	<input type="checkbox"/>	1.0%	1
Military Program Classes (includes ALL modes of instructional delivery)	<input checked="" type="checkbox"/>	95.9%	94
	Other (please specify):		6
		answered question	98
		skipped question	14






23. For how many semesters have you been enrolled at Coastline? (Include summer sessions and this semester.)

		Response Percent	Response Count
One semester		25.5%	25
Two to three semesters		39.8%	39
Four to six semesters		28.6%	28
Seven to nine semesters		6.1%	6
Ten or more semesters		0.0%	0
answered question			98
skipped question			14





24. How many units are you taking THIS SEMESTER at Coastline?

		Response Percent	Response Count
Fewer than 6 units		49.0%	48
6-11 units		38.8%	38
12-14 units		10.2%	10
15 or more units		2.0%	2
answered question			98
skipped question			14






25. How many units have you acquired JUST at Coastline, including the courses you are taking now?

		Response Percent	Response Count
1-15 units		60.2%	59
16-30 units		26.5%	26
31-45 units		8.2%	8
46-60 units		2.0%	2
Over 60 units		0.0%	0
Not sure		3.1%	3
answered question			98
skipped question			14





26. What is the highest level degree you have already earned?

		Response Percent	Response Count
High school diploma or equivalent		82.8%	82
AA degree or certificate		13.1%	13
BA degree		2.0%	2
MA degree		0.0%	0
PhD degree or other professional degree		0.0%	0
None of the above		2.0%	2
answered question			99
skipped question			13



27. About how many hours per week do you usually spend working for pay?

		Response Percent	Response Count
0 hours		21.0%	21
1-19 hours		8.0%	8
20-29 hours		5.0%	5
30-39 hours		6.0%	6
40 hours or more		60.0%	60
answered question			100
skipped question			12






28. About how many hours a week do you usually spend outside of class preparing for each of your courses (e.g., reading, studying, completing assignments)?

		Response Percent	Response Count
Less than 2 hours per course		4.0%	4
Between 2-4 hours per course		38.0%	38
Between 5-8 hours per course		35.0%	35
More than 8 hours per course		23.0%	23
answered question			100
skipped question			12








29. Your gender:

		Response Percent	Response Count
Female		50.0%	50
Male		50.0%	50
answered question			100
skipped question			12



30. Your age:

		Response Percent	Response Count
17 or younger		0.0%	0
18-20		5.0%	5
21-25		27.0%	27
26-29		10.0%	10
30-49		57.0%	57
50 or older		1.0%	1
answered question			100
skipped question			12

31. Please indicate the one racial or ethnic group below to which you most closely identify:

		Response Percent	Response Count
American Indian/Pacific Islander		3.0%	3
Asian/Asian American		4.0%	4
Black/African American		19.2%	19
Hispanic/Latino		13.1%	13
Native American/Alaskan Native		1.0%	1
White/Non-Hispanic		56.6%	56
Other		3.0%	3
answered question			99
skipped question			13

32. In the last five years, have you taken any English as a Second Language (ESL) classes at Coastline or at another college?

		Response Percent	Response Count
Yes		6.1%	6
No		93.9%	93
answered question			99
skipped question			13