




**1. To what extent do you agree Coastline is fulfilling its mission statement, which is: "Coastline Community College is committed to academic excellence by providing accessible, flexible, quality education to students within and beyond the traditional classroom."**

		Response Percent	Response Count
Extremely Well		35.5%	11
<b>Moderately Well</b>		<b>58.1%</b>	<b>18</b>
Somewhat Well		6.5%	2
Not at All Well		0.0%	0

If you selected "Somewhat Well" or "Not at All Well," please explain your answer:

4

<b>answered question</b>	<b>31</b>
<b>skipped question</b>	<b>1</b>





**3. Please indicate how strongly you agree or disagree with these statements about instruction:**

	<b>Strongly Agree</b>	<b>Agree</b>	<b>Neutral</b>	<b>Disagree</b>	<b>Strongly Disagree</b>	<b>Don't Know</b>	<b>Response Count</b>
CCC has a good procedure to develop, approve, and implement new courses and programs.	<b>42.9% (12)</b>	39.3% (11)	14.3% (4)	0.0% (0)	0.0% (0)	3.6% (1)	28
Faculty members are encouraged to develop new courses and programs.	<b>42.9% (12)</b>	<b>42.9% (12)</b>	10.7% (3)	0.0% (0)	0.0% (0)	3.6% (1)	28
CCC relies on faculty to identify and measure student Student Learning Outcomes (SLOs).	<b>57.1% (16)</b>	35.7% (10)	0.0% (0)	3.6% (1)	0.0% (0)	3.6% (1)	28
<b>answered question</b>							<b>28</b>
<b>skipped question</b>							<b>4</b>

**4. Please indicate how strongly you agree or disagree with these statements about programs, degrees, and certificates:**

	<b>Strongly Agree</b>	<b>Agree</b>	<b>Neutral</b>	<b>Disagree</b>	<b>Strongly Disagree</b>	<b>Don't Know</b>	<b>Response Count</b>
Degrees and certificates are clearly described in the college catalog.	<b>50.0% (14)</b>	42.9% (12)	0.0% (0)	3.6% (1)	0.0% (0)	3.6% (1)	28
There is a sufficient number of GENERAL EDUCATION courses offered each semester which enables students to complete their educational goals within a reasonable period of time.	20.7% (6)	13.8% (4)	<b>37.9% (11)</b>	17.2% (5)	3.4% (1)	6.9% (2)	29
Programs and courses are offered in a manner that enables students to complete their entire programs as announced.	17.9% (5)	<b>25.0% (7)</b>	17.9% (5)	<b>25.0% (7)</b>	3.6% (1)	10.7% (3)	28
Coastline provides the resources (e.g., equipment, staffing) that are necessary for programs/certificates to support student learning.	18.5% (5)	<b>37.0% (10)</b>	18.5% (5)	22.2% (6)	0.0% (0)	3.7% (1)	27
If you have a comment, please type it here:							7
<b>answered question</b>							<b>29</b>
<b>skipped question</b>							<b>3</b>

## 5. Does your department use departmental course/and or program exams to measure student learning?

		Response Percent	Response Count
Yes		46.4%	13
No		53.6%	15

If "Yes," please identify your department and how you use the exam:

8

<b>answered question</b>	<b>28</b>
<b>skipped question</b>	<b>4</b>

## 6. Please indicate your level of agreement with each of the following statements about your teaching:

	Strongly Agree	Agree	Neutral	Disagree	Strongly Disagree	Not Applicable	Response Count
For each course I teach, I provide a course syllabus that describes course requirements and how students will be graded.	<b>86.2%</b> <b>(25)</b>	10.3% (3)	0.0% (0)	0.0% (0)	0.0% (0)	3.4% (1)	29
I inform students of skills or learning outcomes they are expected to achieve.	<b>82.8%</b> <b>(24)</b>	13.8% (4)	3.4% (1)	0.0% (0)	0.0% (0)	0.0% (0)	29
I inform students of my expectations concerning academic honesty and the consequences for dishonesty.	<b>72.4%</b> <b>(21)</b>	13.8% (4)	6.9% (2)	0.0% (0)	0.0% (0)	6.9% (2)	29
I distinguish my personal convictions or opinions from objective presentations of course material.	<b>71.4%</b> <b>(20)</b>	21.4% (6)	0.0% (0)	3.6% (1)	0.0% (0)	3.6% (1)	28
In each general education course I teach, I require my students to demonstrate writing skills using essay exams, papers, or reports.	<b>57.1%</b> <b>(16)</b>	14.3% (4)	10.7% (3)	0.0% (0)	0.0% (0)	17.9% (5)	28
I require my students to interact with one another in group activities.	<b>69.0%</b> <b>(20)</b>	17.2% (5)	6.9% (2)	3.4% (1)	0.0% (0)	3.4% (1)	29
I use a variety of teaching techniques and assignments to accommodate various learning styles.	<b>79.3%</b> <b>(23)</b>	20.7% (6)	0.0% (0)	0.0% (0)	0.0% (0)	0.0% (0)	29
Use this box if you want to make a comment:							3
<b>answered question</b>							<b>29</b>
<b>skipped question</b>							<b>3</b>

**7. Please indicate how strongly you agree or disagree with these statements about Coastline's published materials and its representations about itself:**

	<b>Strongly Agree</b>	<b>Agree</b>	<b>Neutral</b>	<b>Disagree</b>	<b>Strongly Disagree</b>	<b>Don't Know</b>	<b>Response Count</b>
The college CATALOG is clear and accurately represents policies and practices at Coastline.	<b>41.4% (12)</b>	37.9% (11)	10.3% (3)	3.4% (1)	0.0% (0)	6.9% (2)	29
Coastline's PRINTED class schedule is accurate and clear.	24.1% (7)	<b>51.7% (15)</b>	10.3% (3)	3.4% (1)	3.4% (1)	6.9% (2)	29
Coastline's ONLINE class schedule is accurate and clear.	31.0% (9)	<b>48.3% (14)</b>	13.8% (4)	0.0% (0)	0.0% (0)	6.9% (2)	29
Coastline's WEBSITE is clear and accurate.	6.9% (2)	<b>44.8% (13)</b>	24.1% (7)	17.2% (5)	3.4% (1)	3.4% (1)	29
Coastline's PUBLICATIONS (brochures, newspaper ads) provide clear and accurate information about programs and services to students.	31.0% (9)	<b>34.5% (10)</b>	20.7% (6)	6.9% (2)	0.0% (0)	6.9% (2)	29
Faculty and staff are objective and accurate when representing the college to students and others.	32.1% (9)	<b>42.9% (12)</b>	14.3% (4)	0.0% (0)	0.0% (0)	10.7% (3)	28
If you wish to make a comment about publications, please do so here:							5
					<b>answered question</b>		<b>29</b>
					<b>skipped question</b>		<b>3</b>

**8. What is your level of agreement with each of the following statements about services for students at Coastline:**

	<b>Strongly Agree</b>	<b>Agree</b>	<b>Disagree</b>	<b>Strongly Disagree</b>	<b>Don't Know</b>	<b>Response Count</b>
Coastline provides comprehensive student support services.	13.8% (4)	<b>62.1% (18)</b>	17.2% (5)	0.0% (0)	6.9% (2)	29
Student support services are offered in different modes, locations, and times to meet the needs of students.	13.8% (4)	<b>55.2% (16)</b>	20.7% (6)	0.0% (0)	10.3% (3)	29
Coastline evaluates the learning support needs of its students and provides services and programs to address those needs.	17.2% (5)	<b>44.8% (13)</b>	27.6% (8)	0.0% (0)	10.3% (3)	29
Adequate counseling and advisement is available to assist students in selecting courses and clarifying their educational goals.	24.1% (7)	<b>37.9% (11)</b>	20.7% (6)	3.4% (1)	13.8% (4)	29
Coastline acknowledges and supports diversity.	<b>55.2% (16)</b>	34.5% (10)	6.9% (2)	0.0% (0)	3.4% (1)	29
There are adequate resources for under-represented groups (disabled, limited-English speaking, etc.)	37.9% (11)	<b>41.4% (12)</b>	13.8% (4)	0.0% (0)	6.9% (2)	29
If you have a comment, type it in this box:						7
<b>answered question</b>						<b>29</b>
<b>skipped question</b>						<b>3</b>



**9. What is your level of awareness and satisfaction with each of the following services/activities at Coastline? (Please provide one response for each item.)**

	Heard Of/Satisfied	Heard Of/Not Satisfied	Never Heard Of	Response Count
Academic Advising	<b>72.4% (21)</b>	20.7% (6)	6.9% (2)	29
Associated Student Government (ASG)	<b>60.7% (17)</b>	35.7% (10)	3.6% (1)	28
Bookstore	<b>85.7% (24)</b>	14.3% (4)	0.0% (0)	28
Extended Opportunities Program (EOPS)	<b>82.1% (23)</b>	14.3% (4)	3.6% (1)	28
Financial Aid Office	<b>81.5% (22)</b>	14.8% (4)	3.7% (1)	27
Health Services (Memorial Prompt Care)	<b>59.3% (16)</b>	11.1% (3)	29.6% (8)	27
Information Commons/Computer Lab (Garden Grove)	<b>82.1% (23)</b>	14.3% (4)	3.6% (1)	28
One-Stop Centers	<b>76.9% (20)</b>	23.1% (6)	0.0% (0)	26
Student Success Center	<b>77.8% (21)</b>	22.2% (6)	0.0% (0)	27
Textbook Reserve Library	<b>66.7% (18)</b>	22.2% (6)	11.1% (3)	27
Transfer Center	<b>75.0% (21)</b>	10.7% (3)	14.3% (4)	28
Tutoring Services	<b>57.1% (16)</b>	39.3% (11)	3.6% (1)	28
Virtual Library	<b>70.4% (19)</b>	22.2% (6)	7.4% (2)	27
<b>answered question</b>				<b>29</b>
<b>skipped question</b>				<b>3</b>






**10. On average, how often do you REFER students to the following services/activities at Coastline? (Please provide one response for each item.)**

	Frequently Each Semester	A Few Times Each Semester	Once a Semester	Less than Once a Semester	Never	Response Count
Associated Student Government (ASG)	11.1% (3)	14.8% (4)	22.2% (6)	11.1% (3)	<b>40.7% (11)</b>	27
Bookstore	<b>51.7% (15)</b>	13.8% (4)	24.1% (7)	3.4% (1)	6.9% (2)	29
Computer Lab at Garden Grove	<b>40.7% (11)</b>	25.9% (7)	7.4% (2)	11.1% (3)	14.8% (4)	27
Extended Opportunities Program (EOPS)	<b>32.1% (9)</b>	10.7% (3)	14.3% (4)	14.3% (4)	28.6% (8)	28
Financial Aid Office	<b>32.1% (9)</b>	17.9% (5)	10.7% (3)	14.3% (4)	25.0% (7)	28
Health Services (Memorial Prompt Care)	10.7% (3)	14.3% (4)	14.3% (4)	25.0% (7)	<b>35.7% (10)</b>	28
Legal Clinic	3.6% (1)	3.6% (1)	25.0% (7)	21.4% (6)	<b>46.4% (13)</b>	28
One-Stop Centers	18.5% (5)	<b>22.2% (6)</b>	14.8% (4)	<b>22.2% (6)</b>	<b>22.2% (6)</b>	27
Reserve Library (textbooks on loan)	21.4% (6)	10.7% (3)	17.9% (5)	21.4% (6)	<b>28.6% (8)</b>	28
Scholarships	<b>35.7% (10)</b>	28.6% (8)	14.3% (4)	7.1% (2)	14.3% (4)	28
Student Success Center	<b>50.0% (14)</b>	21.4% (6)	10.7% (3)	7.1% (2)	10.7% (3)	28
Study Abroad Program	14.3% (4)	7.1% (2)	10.7% (3)	17.9% (5)	<b>50.0% (14)</b>	28
Textbook Reserve Library	<b>25.0% (7)</b>	10.7% (3)	14.3% (4)	<b>25.0% (7)</b>	<b>25.0% (7)</b>	28
Transfer Center	17.9% (5)	<b>35.7% (10)</b>	14.3% (4)	10.7% (3)	21.4% (6)	28
Tutoring Services	<b>39.3% (11)</b>	17.9% (5)	17.9% (5)	14.3% (4)	10.7% (3)	28
Virtual Library	21.4% (6)	<b>28.6% (8)</b>	21.4% (6)	10.7% (3)	17.9% (5)	28
<b>answered question</b>						<b>29</b>
<b>skipped question</b>						<b>3</b>

**11. Indicate how strongly you agree or disagree with these statements about Coastline's Virtual Library.**

	<b>Strongly Agree</b>	<b>Agree</b>	<b>Neutral</b>	<b>Disagree</b>	<b>Strongly Disagree</b>	<b>Don't Know/NA</b>	<b>Response Count</b>
The Virtual Library has adequate and up-to-date resources to meet my needs.	21.4% (6)	<b>32.1% (9)</b>	17.9% (5)	3.6% (1)	3.6% (1)	21.4% (6)	28
The Virtual Library is easy to use.	14.3% (4)	<b>32.1% (9)</b>	28.6% (8)	3.6% (1)	3.6% (1)	17.9% (5)	28
The Virtual Library has adequate staff to meet my needs.	17.9% (5)	21.4% (6)	<b>28.6% (8)</b>	3.6% (1)	3.6% (1)	25.0% (7)	28
The Virtual Library's resources and services support Coastline student's learning experiences.	14.3% (4)	<b>39.3% (11)</b>	21.4% (6)	3.6% (1)	3.6% (1)	17.9% (5)	28
Many of my students use libraries at other schools, instead of using the Virtual Library.	7.1% (2)	14.3% (4)	28.6% (8)	7.1% (2)	0.0% (0)	<b>42.9% (12)</b>	28
If you want to make a comment, please type it here:							4
<b>answered question</b>							<b>28</b>
<b>skipped question</b>							<b>4</b>

**12. During the current semester, how many of your courses have assignments that require the use of the Virtual Library?**

		Response Percent	Response Count
None of my courses		70.4%	19
Less than half of my courses		14.8%	4
Half of my courses		3.7%	1
More than half of my course		3.7%	1
All of my courses		7.4%	2
		<b>answered question</b>	<b>27</b>
		<b>skipped question</b>	<b>5</b>

### 13. Indicate how easy it is to use these technologically supported services:

	Very Easy	Moderately Easy	Slightly Hard	Very Hard to Use	Don't Know	Response Count
Coastline College Web site	<b>44.8% (13)</b>	24.1% (7)	13.8% (4)	17.2% (5)	0.0% (0)	29
My Coastline E-mail account	<b>65.5% (19)</b>	24.1% (7)	6.9% (2)	3.4% (1)	0.0% (0)	29
My Coastline E-mail from a remote account (OWA)	<b>51.7% (15)</b>	24.1% (7)	13.8% (4)	3.4% (1)	6.9% (2)	29
MyCCC Web portal	<b>37.9% (11)</b>	<b>37.9% (11)</b>	6.9% (2)	10.3% (3)	6.9% (2)	29
Online waitlist	<b>32.1% (9)</b>	25.0% (7)	10.7% (3)	7.1% (2)	25.0% (7)	28
Seaport Course Management System (for online courses)	<b>44.8% (13)</b>	37.9% (11)	10.3% (3)	3.4% (1)	3.4% (1)	29
Telephone or E-mail staff support to help resolve technical problems	<b>39.3% (11)</b>	17.9% (5)	17.9% (5)	10.7% (3)	14.3% (4)	28

Please type any comments here:

6

**answered question**

**29**

**skipped question**

**3**

**14. Please indicate your agreement with each of the following statements related to technology training and maintenance.**

	<b>Strongly Agree</b>	<b>Agree</b>	<b>Neutral</b>	<b>Disagree</b>	<b>Strongly Disagree</b>	<b>Don't Know</b>	<b>Response Count</b>
Technology training is available and is sufficient to meet my needs.	<b>44.8% (13)</b>	31.0% (9)	13.8% (4)	3.4% (1)	3.4% (1)	3.4% (1)	29
Technology staff is knowledgeable.	<b>62.1% (18)</b>	24.1% (7)	6.9% (2)	3.4% (1)	3.4% (1)	0.0% (0)	29
Instructional and computing equipment is appropriate and well maintained.	24.1% (7)	<b>44.8% (13)</b>	10.3% (3)	10.3% (3)	6.9% (2)	3.4% (1)	29
CCC provides sufficient financial support for technology learning resources.	17.9% (5)	<b>25.0% (7)</b>	<b>25.0% (7)</b>	10.7% (3)	10.7% (3)	10.7% (3)	28
CCC maintains, upgrades, or replaces its technology infrastructure and equipment to meet INSTRUCTIONAL needs.	17.9% (5)	<b>32.1% (9)</b>	17.9% (5)	10.7% (3)	14.3% (4)	7.1% (2)	28
CCC maintains, upgrades, or replaces its technology infrastructure and equipment to meet STAFF needs.	17.9% (5)	<b>25.0% (7)</b>	<b>25.0% (7)</b>	14.3% (4)	14.3% (4)	3.6% (1)	28

If you want to add a comment, please type it here:

4

**answered question**

**29**







**skipped question**

**3**

**15. Please indicate your agreement with each of the following statements related to technology support and currency.**

	<b>Strongly Agree</b>	<b>Agree</b>	<b>Neutral</b>	<b>Disagree</b>	<b>Strongly Disagree</b>	<b>Don't Know</b>	<b>Response Count</b>
Computer hardware and software are up-to-date.	17.9% (5)	25.0% (7)	<b>32.1% (9)</b>	14.3% (4)	7.1% (2)	3.6% (1)	28
Student access to quality computing equipment is adequate.	21.4% (6)	<b>32.1% (9)</b>	25.0% (7)	7.1% (2)	7.1% (2)	7.1% (2)	28
The college has adequate staff to support STUDENTS in the use of technology.	14.3% (4)	17.9% (5)	<b>39.3% (11)</b>	7.1% (2)	7.1% (2)	14.3% (4)	28
The college has adequate staff to support EMPLOYEES in the use of technology.	21.4% (6)	<b>39.3% (11)</b>	21.4% (6)	7.1% (2)	7.1% (2)	3.6% (1)	28
My computer hardware and software programs are adequate for my needs.	<b>32.1% (9)</b>	<b>32.1% (9)</b>	14.3% (4)	10.7% (3)	10.7% (3)	0.0% (0)	28
					Other (please specify)		4
					<b>answered question</b>		<b>28</b>
					<b>skipped question</b>		<b>4</b>

## 16. Overall, how would you assess the campus environment for faculty at Coastline?

		Response Percent	Response Count
Excellent		28.6%	8
<b>Good</b>		<b>32.1%</b>	<b>9</b>
Fair		28.6%	8
Poor		3.6%	1
Very Poor		3.6%	1
Don't Know		3.6%	1
<b>answered question</b>			<b>28</b>
<b>skipped question</b>			<b>4</b>

## 17. Indicate your level of agreement with each of the following statements related to employment, diversity, and the work environment:

	Strongly Agree	Agree	Neutral	Disagree	Strongly Disagree	Don't Know/NA	Response Count
Coastline ensures fair employment procedures for all personnel.	<b>35.7% (10)</b>	21.4% (6)	32.1% (9)	3.6% (1)	0.0% (0)	7.1% (2)	28
Coastline promotes employee diversity.	<b>53.6% (15)</b>	21.4% (6)	21.4% (6)	0.0% (0)	0.0% (0)	3.6% (1)	28
Coastline promotes the development of a diverse educational and cultural campus environment.	<b>50.0% (14)</b>	28.6% (8)	14.3% (4)	3.6% (1)	0.0% (0)	3.6% (1)	28
I am treated with respect and dignity.	<b>53.6% (15)</b>	21.4% (6)	17.9% (5)	3.6% (1)	3.6% (1)	0.0% (0)	28
If you have comments, type them in this box:							3
<b>answered question</b>							<b>28</b>
<b>skipped question</b>							<b>4</b>



**18. Please indicate your level of agreement with each of the following statements related to employment and the work environment:**

	<b>Strongly Agree</b>	<b>Agree</b>	<b>Neutral</b>	<b>Disagree</b>	<b>Strongly Disagree</b>	<b>Don't Know</b>	<b>Response Count</b>
I feel my work is appreciated at Coastline.	<b>35.7% (10)</b>	28.6% (8)	17.9% (5)	7.1% (2)	7.1% (2)	3.6% (1)	28
Coastline has a strong sense of community.	<b>35.7% (10)</b>	25.0% (7)	25.0% (7)	3.6% (1)	7.1% (2)	3.6% (1)	28
I receive the information I need to help me fulfill my job responsibilities.	28.6% (8)	<b>50.0% (14)</b>	10.7% (3)	3.6% (1)	7.1% (2)	0.0% (0)	28
The administration at Coastline provides effective leadership that supports the college's mission.	25.0% (7)	25.0% (7)	<b>28.6% (8)</b>	10.7% (3)	7.1% (2)	3.6% (1)	28
Staff are sufficient in number to provide effective support service.	7.1% (2)	<b>32.1% (9)</b>	25.0% (7)	21.4% (6)	7.1% (2)	7.1% (2)	28

If you would like to make a comment, place it here:

8

<b>answered question</b>	<b>28</b>
<b>skipped question</b>	<b>4</b>

**19. Please indicate your level of participation in Staff Development:**

	Yes	No	Response Count
I attend on-campus staff development activities (e.g., Summer Institute).	<b>92.9% (26)</b>	7.1% (2)	28
I have engaged in other professional activities for which I received financial support or other reimbursement by the college within the last three years.	<b>64.3% (18)</b>	35.7% (10)	28
I have engaged in other professional activities within the last three years and did not receive support from the college for this participation.	<b>75.0% (21)</b>	25.0% (7)	28

If you want to make a comment about staff development, type it here:

3

**answered question**

**28**

**skipped question**

**4**

**20. If you teach at a physical site(s) or Learning Center, please rate how well the classroom (s) at that site meet your INSTRUCTIONAL NEEDS. If you teach distance education courses only, please rate the effectiveness of the Distance Education facilities in the College Center.**

	Very Well	Somewhat Well	Not Very Well	Not at All Well	Not Applicable	Response Count
College Center (Fountain Valley)	42.3% (11)	7.7% (2)	0.0% (0)	3.8% (1)	<b>46.2% (12)</b>	26
Costa Mesa	4.2% (1)	20.8% (5)	4.2% (1)	12.5% (3)	<b>58.3% (14)</b>	24
Garden Grove	37.5% (9)	8.3% (2)	0.0% (0)	4.2% (1)	<b>50.0% (12)</b>	24
Le-Jao (Westminster)	32.0% (8)	12.0% (3)	8.0% (2)	0.0% (0)	<b>48.0% (12)</b>	25
High School Site	4.3% (1)	0.0% (0)	0.0% (0)	4.3% (1)	<b>91.3% (21)</b>	23
Other Site	4.5% (1)	0.0% (0)	4.5% (1)	0.0% (0)	<b>90.9% (20)</b>	22
				Other (please specify)		5
<b>answered question</b>						<b>27</b>
<b>skipped question</b>						<b>5</b>

**21. Please rate how SAFE you feel at any of the following Coastline sites if you are currently teaching there or going there on Coastline business:**

	<b>Very Safe</b>	<b>Slightly Safe</b>	<b>Neutral</b>	<b>Slightly Unsafe</b>	<b>Very Unsafe</b>	<b>Not Applicable</b>	<b>Response Count</b>
College Center (Fountain Valley)	<b>77.8% (21)</b>	7.4% (2)	3.7% (1)	0.0% (0)	0.0% (0)	11.1% (3)	27
Costa Mesa	<b>40.0% (10)</b>	12.0% (3)	8.0% (2)	4.0% (1)	0.0% (0)	36.0% (9)	25
Garden Grove	<b>68.0% (17)</b>	4.0% (1)	0.0% (0)	0.0% (0)	4.0% (1)	24.0% (6)	25
Le-Jao (Westminster)	<b>38.5% (10)</b>	19.2% (5)	7.7% (2)	3.8% (1)	3.8% (1)	26.9% (7)	26
High School Site	8.3% (2)	0.0% (0)	0.0% (0)	0.0% (0)	4.2% (1)	<b>87.5% (21)</b>	24
Other Site	9.1% (2)	0.0% (0)	4.5% (1)	0.0% (0)	0.0% (0)	<b>86.4% (19)</b>	22
						Other (please specify)	3
						<b>answered question</b>	<b>28</b>
						<b>skipped question</b>	<b>4</b>

## 22. Please answer these questions related to financial resources:

	Strongly Agree	Agree	Neutral	Disagree	Strongly Disagree	Don't Know	Response Count
Appropriate and timely financial information is provided regularly and as needed throughout Coastline.	21.4% (6)	<b>32.1% (9)</b>	14.3% (4)	17.9% (5)	10.7% (3)	3.6% (1)	28
All constituencies have opportunities to participate in the development of institutional plans and budgets.	21.4% (6)	<b>46.4% (13)</b>	10.7% (3)	10.7% (3)	7.1% (2)	3.6% (1)	28
Coastline provides participative processes for discussion, planning, and implementation of new and innovative ideas.	28.6% (8)	<b>39.3% (11)</b>	14.3% (4)	7.1% (2)	7.1% (2)	3.6% (1)	28

If you want to add a comment, please type it here:

2

answered question

28

skipped question

4

## 23. Please answer these questions about communication at Coastline:

	Very Informed	Somewhat Informed	Somewhat Uninformed	Very Uninformed	Don't Know	Response Count
How informed are you about what is happening at Coastline?	<b>51.9% (14)</b>	25.9% (7)	14.8% (4)	3.7% (1)	3.7% (1)	27
How informed are you about what is happening in your department or division at Coastline?	<b>57.1% (16)</b>	25.0% (7)	14.3% (4)	0.0% (0)	3.6% (1)	28

If you want to make a comment, please type it in this box:

3

answered question

28

skipped question

4

**24. Indicate how strongly you agree or disagree with these statements about FACULTY participation in governance activities at Coastline:**

	<b>Strongly Agree</b>	<b>Agree</b>	<b>Neutral</b>	<b>Disagree</b>	<b>Strongly Disagree</b>	<b>Don't Know</b>	<b>Response Count</b>
The Academic Senate has a strong presence on campus.	<b>53.6% (15)</b>	17.9% (5)	10.7% (3)	14.3% (4)	0.0% (0)	3.6% (1)	28
I believe the Academic Senate effectively represents faculty.	<b>39.3% (11)</b>	25.0% (7)	17.9% (5)	14.3% (4)	0.0% (0)	3.6% (1)	28
Faculty members are a valued part of the decision-making process at this campus.	<b>42.9% (12)</b>	17.9% (5)	10.7% (3)	17.9% (5)	7.1% (2)	3.6% (1)	28
If you want to add comments, type them in this box:							1
<b>answered question</b>							<b>28</b>
<b>skipped question</b>							<b>4</b>

**25. Indicate how strongly you agree or disagree with these statements about CLASSIFIED STAFF and STUDENT participation in governance activities at Coastline.**

	<b>Strongly Agree</b>	<b>Agree</b>	<b>Neutral</b>	<b>Disagree</b>	<b>Strongly Disagree</b>	<b>Don't Know</b>	<b>Response Count</b>
Classified staff members are a valued part of the decision-making process at this campus.	<b>39.3% (11)</b>	25.0% (7)	14.3% (4)	3.6% (1)	0.0% (0)	17.9% (5)	28
Students are a valued part of the decision-making process at this campus.	<b>28.6% (8)</b>	<b>28.6% (8)</b>	10.7% (3)	10.7% (3)	3.6% (1)	17.9% (5)	28
Place any comments in this box:							1
<b>answered question</b>							<b>28</b>
<b>skipped question</b>							<b>4</b>

**26. Please indicate the extent to which you agree with the following statements regarding shared governance:**

	<b>Strongly Agree</b>	<b>Agree</b>	<b>Neutral</b>	<b>Disagree</b>	<b>Strongly Disagree</b>	<b>Don't Know</b>	<b>Response Count</b>
I have the opportunity to participate meaningfully in shared governance at Coastline.	<b>57.1% (16)</b>	10.7% (3)	17.9% (5)	3.6% (1)	7.1% (2)	3.6% (1)	28
Decisions at this college are made using the principles of participatory governance.	<b>32.1% (9)</b>	25.0% (7)	17.9% (5)	14.3% (4)	7.1% (2)	3.6% (1)	28
The administration at Coastline provides effective leadership that supports the college's mission.	21.4% (6)	<b>32.1% (9)</b>	17.9% (5)	14.3% (4)	10.7% (3)	3.6% (1)	28
The District provides effective leadership that supports Coastline's mission.	10.7% (3)	25.0% (7)	<b>32.1% (9)</b>	10.7% (3)	14.3% (4)	7.1% (2)	28
Adequate means exist for faculty, staff and students to participate in college governance.	32.1% (9)	<b>35.7% (10)</b>	14.3% (4)	0.0% (0)	14.3% (4)	3.6% (1)	28
I regularly attend biannual department meetings.	<b>85.7% (24)</b>	3.6% (1)	0.0% (0)	3.6% (1)	0.0% (0)	7.1% (2)	28
I receive adequate support from my department chair.	<b>66.7% (18)</b>	22.2% (6)	7.4% (2)	0.0% (0)	0.0% (0)	3.7% (1)	27
Include comments in this box, if you wish:							1
<b>answered question</b>							<b>28</b>
<b>skipped question</b>							<b>4</b>

**27. Please indicate your level of agreement with each of these statements concerning Coastline's college president:**

	<b>Strongly Agree</b>	<b>Agree</b>	<b>Neutral</b>	<b>Disagree</b>	<b>Strongly Disagree</b>	<b>Don't Know</b>	<b>Response Count</b>
Coastline's president provides effective leadership for Coastline College.	21.4% (6)	<b>28.6% (8)</b>	21.4% (6)	14.3% (4)	7.1% (2)	7.1% (2)	28
Coastline's president communicates regularly with all constituencies.	<b>40.7% (11)</b>	29.6% (8)	14.8% (4)	11.1% (3)	3.7% (1)	0.0% (0)	27
Coastline's president effectively controls budget and expenditures.	21.4% (6)	14.3% (4)	17.9% (5)	7.1% (2)	7.1% (2)	<b>32.1% (9)</b>	28
Provide comments in this box, if desired:							2
<b>answered question</b>							<b>28</b>
<b>skipped question</b>							<b>4</b>



**28. Please indicate your level of agreement with each of these statements concerning the Chancellor, Coast Community College District and the Board of Trustees:**

	Strongly Agree	Agree	Neutral	Disagree	Strongly Disagree	Don't Know	Response Count
The District provides a fair distribution of resources.	3.6% (1)	32.1% (9)	10.7% (3)	7.1% (2)	10.7% (3)	<b>35.7% (10)</b>	28
The District treats each college, including Coastline, fairly.	3.6% (1)	21.4% (6)	<b>28.6% (8)</b>	17.9% (5)	10.7% (3)	17.9% (5)	28
The District provides necessary services that support Coastline's mission.	3.6% (1)	<b>32.1% (9)</b>	21.4% (6)	10.7% (3)	10.7% (3)	21.4% (6)	28
The chancellor gives full responsibility and authority to Coastline's president to implement and administer District and system policies for Coastline.	7.1% (2)	21.4% (6)	14.3% (4)	7.1% (2)	7.1% (2)	<b>42.9% (12)</b>	28
The District is appropriately involved in the daily operations of Coastline.	7.1% (2)	14.3% (4)	17.9% (5)	7.1% (2)	10.7% (3)	<b>42.9% (12)</b>	28
The Board of Trustees is appropriately involved in the daily operations of Coastline.	7.1% (2)	14.3% (4)	7.1% (2)	10.7% (3)	17.9% (5)	<b>42.9% (12)</b>	28

Please make any comments in this box: 4

**answered question 28**

**skipped question 4**

**29. What are Coastline's two greatest STRENGTHS? (Please type your answers in this box):**

**Response Count**

21

**answered question 21**

**skipped question 11**

**30. What are Coastline's two worst WEAKNESSES? (Please type your answers in this box):**

	Response Count
	21
answered question	21
skipped question	11





**31. Is there anything you would like to add that will help Coastline to improve its effectiveness or services to students?**

	Response Count
	12
answered question	12
skipped question	20



**32. Please indicate your employment status as a faculty member:**

		Response Percent	Response Count
Part-time	<input type="checkbox"/>	3.7%	1
Full-time	<input checked="" type="checkbox"/>	96.3%	26
	answered question		27
	skipped question		5





### 33. How long have you been teaching at Coastline?

		Response Percent	Response Count
Less than one year		0.0%	0
1 to 2 years		0.0%	0
3 to 5 years		3.7%	1
6 to 10 years		7.4%	2
11 to 20 years		40.7%	11
<b>More than 20 years</b>		<b>48.1%</b>	<b>13</b>
<b>answered question</b>			<b>27</b>
<b>skipped question</b>			<b>5</b>

### 34. Your gender:

		Response Percent	Response Count
<b>Female</b>		<b>73.1%</b>	<b>19</b>
Male		26.9%	7
<b>answered question</b>			<b>26</b>
<b>skipped question</b>			<b>6</b>

### 35. Your age:

		Response Percent	Response Count
19 or younger		0.0%	0
20-29		0.0%	0
30-39		3.7%	1
40-49		11.1%	3
50-59		29.6%	8
<b>60-69</b>		<b>55.6%</b>	<b>15</b>
70 or older		0.0%	0
<b>answered question</b>			<b>27</b>
<b>skipped question</b>			<b>5</b>