





1. To what extent do you agree Coastline is fulfilling its mission statement, which is: "Coastline Community College is committed to academic excellence by providing accessible, flexible, quality education to students within and beyond the traditional classroom."

		Response Percent	Response Count
Extremely Well		43.4%	59
Moderately Well		47.1%	64
Somewhat Well		8.1%	11
Not at All Well		1.5%	2

If you selected "Somewhat Well" or "Not at All Well," please explain your answer:

13

answered question	136
skipped question	1

2. Please indicate how strongly you agree or disagree with these statements about institutional effectiveness:

	Strongly Agree	Agree	Neutral	Disagree	Strongly Disagree	Don't Know	Response Count
Coastline is committed to continuous improvement of student learning and institutional processes.	36.2% (46)	49.6% (63)	8.7% (11)	3.1% (4)	1.6% (2)	0.8% (1)	127
In its Educational Master Planning process, the college sets realistic goals.	21.6% (27)	48.0% (60)	17.6% (22)	4.0% (5)	1.6% (2)	7.2% (9)	125
The college sets priorities through a defined program review and planning process.	21.8% (27)	55.6% (69)	12.9% (16)	5.6% (7)	0.8% (1)	3.2% (4)	124
Integrated planning and budgeting for instruction, facilities, staffing, and technology is based upon qualitative and quantitative data.	15.9% (20)	41.3% (52)	20.6% (26)	7.1% (9)	4.0% (5)	11.1% (14)	126
All constituency groups have had opportunities to participate in reviews of the Mission statement.	29.4% (37)	47.6% (60)	10.3% (13)	3.2% (4)	0.0% (0)	9.5% (12)	126

Use this box if you want to make a comment:

9

answered question

127

skipped question

10

3. Please indicate how strongly you agree or disagree with these statements about programs, degrees, and certificates:

	Strongly Agree	Agree	Neutral	Disagree	Strongly Disagree	Don't Know	Response Count
Degrees and certificates are clearly described in the college catalog.	29.7% (35)	51.7% (61)	9.3% (11)	5.1% (6)	0.0% (0)	4.2% (5)	118
There is a sufficient number of GENERAL EDUCATION courses offered each semester which enable students to complete their educational goals within a reasonable period of time.	18.3% (22)	48.3% (58)	14.2% (17)	10.0% (12)	5.8% (7)	3.3% (4)	120
Programs and courses are offered in a manner that enable students to complete their entire programs as announced.	17.4% (21)	38.8% (47)	24.8% (30)	9.9% (12)	4.1% (5)	5.0% (6)	121
Coastline provides the resources (e.g., equipment, staffing) that are necessary for programs/certificates to support student learning.	13.3% (16)	44.2% (53)	20.0% (24)	17.5% (21)	4.2% (5)	0.8% (1)	120
If you have a comment, please type it here:							15
answered question							121
skipped question							16

4. Please indicate how strongly you agree or disagree with these statements about instruction at Coastline:

	Strongly Agree	Agree	Neutral	Disagree	Strongly Disagree	Don't Know	Response Count
CCC has a good procedure to develop, approve, and implement new courses and programs.	17.2% (20)	41.4% (48)	20.7% (24)	4.3% (5)	0.9% (1)	15.5% (18)	116
Faculty members are encouraged to develop new courses and programs.	15.8% (18)	39.5% (45)	17.5% (20)	4.4% (5)	0.9% (1)	21.9% (25)	114
CCC relies on faculty to identify and measure student Student Learning Outcomes (SLOs).	21.1% (24)	50.0% (57)	14.0% (16)	0.0% (0)	0.0% (0)	14.9% (17)	114
answered question							116
skipped question							21

5. Please indicate how strongly you agree or disagree with these statements about Coastline's published materials and its representations about itself:

	Strongly Agree	Agree	Neutral	Disagree	Strongly Disagree	Don't Know	Response Count
The college CATALOG is clear and accurately represents policies and practices at Coastline.	29.1% (34)	52.1% (61)	7.7% (9)	6.0% (7)	2.6% (3)	2.6% (3)	117
Coastline's PRINTED class schedule is accurate and clear.	21.6% (25)	50.9% (59)	12.1% (14)	8.6% (10)	0.0% (0)	6.9% (8)	116
Coastline's ONLINE class schedule is accurate and clear.	28.8% (32)	49.5% (55)	11.7% (13)	4.5% (5)	0.0% (0)	5.4% (6)	111
Coastline's WEBSITE is clear and accurate.	14.5% (17)	32.5% (38)	18.8% (22)	17.1% (20)	15.4% (18)	1.7% (2)	117
Coastline's PUBLICATIONS (brochures, newspaper ads) provide clear and accurate information about programs and services to students.	27.4% (32)	45.3% (53)	17.1% (20)	3.4% (4)	1.7% (2)	5.1% (6)	117
Faculty and staff are objective and accurate when representing the college to students and others.	19.8% (23)	52.6% (61)	17.2% (20)	2.6% (3)	1.7% (2)	6.0% (7)	116
If you wish to make a comment about publications, please do so here:							20
					answered question		117
					skipped question		20

6. What is your level of agreement with each of the following statements about services for students at Coastline:

	Strongly Agree	Agree	Neutral	Disagree	Strongly Disagree	Don't Know	Response Count
Coastline provides comprehensive student support services.	21.1% (24)	49.1% (56)	14.9% (17)	12.3% (14)	0.0% (0)	2.6% (3)	114
Student support services are offered in different modes, locations, and times to meet the needs of students.	20.4% (23)	48.7% (55)	15.9% (18)	9.7% (11)	0.9% (1)	4.4% (5)	113
Coastline evaluates the learning support needs of its students and provides services and programs to address those needs.	15.9% (18)	43.4% (49)	26.5% (30)	4.4% (5)	2.7% (3)	7.1% (8)	113
Adequate counseling and advisement is available to assist students in selecting courses and clarifying their educational goals.	15.9% (18)	38.9% (44)	21.2% (24)	12.4% (14)	4.4% (5)	7.1% (8)	113
Coastline acknowledges and supports diversity.	34.2% (39)	50.9% (58)	9.6% (11)	4.4% (5)	0.0% (0)	0.9% (1)	114
There are adequate resources for under-represented groups (disabled, limited-English speaking, etc.)	27.4% (31)	48.7% (55)	14.2% (16)	5.3% (6)	0.9% (1)	3.5% (4)	113
If you have a comment, type it in this box:							15
answered question							114
skipped question							23

7. What is your level of awareness and satisfaction with each of the following services/activities at Coastline? (Please provide one response for each item.)

	Heard Of/Satisfied	Heard Of/Not Satisfied	Never Heard Of	Response Count
Academic Advising	77.0% (87)	16.8% (19)	6.2% (7)	113
Associated Student Government (ASG)	64.3% (74)	28.7% (33)	7.0% (8)	115
Bookstore	85.8% (97)	11.5% (13)	2.7% (3)	113
Extended Opportunities Program (EOPS)	90.4% (104)	7.0% (8)	2.6% (3)	115
Financial Aid Office	85.1% (97)	13.2% (15)	1.8% (2)	114
Health Services (Memorial Prompt Care)	68.1% (77)	8.0% (9)	23.9% (27)	113
Information Commons/Computer Lab (Garden Grove)	81.6% (93)	3.5% (4)	14.9% (17)	114
One-Stop Centers	88.7% (102)	6.1% (7)	5.2% (6)	115
Student Success Center	78.3% (90)	11.3% (13)	10.4% (12)	115
Textbook Reserve Library	54.9% (62)	9.7% (11)	35.4% (40)	113
Transfer Center	73.2% (82)	12.5% (14)	14.3% (16)	112
Tutoring Services	57.1% (64)	17.9% (20)	25.0% (28)	112
Virtual Library	72.8% (83)	14.0% (16)	13.2% (15)	114
			answered question	115
			skipped question	22

8. On average, how often do you REFER students to the following services\activities at Coastline? (Please provide one response for each item.)

	Frequently Each Semester	A Few Times Each Semester	Once a Semester	Less than Once a Semester	Never	Response Count
Associated Student Government (ASG)	4.6% (5)	18.5% (20)	10.2% (11)	15.7% (17)	50.9% (55)	108
Bookstore	37.6% (41)	25.7% (28)	7.3% (8)	14.7% (16)	14.7% (16)	109
Computer Lab at Garden Grove	19.1% (21)	30.0% (33)	5.5% (6)	10.9% (12)	34.5% (38)	110
Extended Opportunities Program (EOPS)	23.4% (25)	25.2% (27)	7.5% (8)	16.8% (18)	27.1% (29)	107
Financial Aid Office	45.4% (49)	25.9% (28)	7.4% (8)	6.5% (7)	14.8% (16)	108
Health Services (Memorial Prompt Care)	9.3% (10)	23.4% (25)	10.3% (11)	13.1% (14)	43.9% (47)	107
Legal Clinic	3.7% (4)	17.6% (19)	13.0% (14)	21.3% (23)	44.4% (48)	108
One-Stop Centers	25.7% (28)	27.5% (30)	11.9% (13)	10.1% (11)	24.8% (27)	109
Reserve Library (textbooks on loan)	9.3% (10)	21.3% (23)	10.2% (11)	12.0% (13)	47.2% (51)	108
Scholarships	21.1% (23)	33.9% (37)	8.3% (9)	14.7% (16)	22.0% (24)	109
Student Success Center	14.8% (16)	29.6% (32)	10.2% (11)	13.0% (14)	32.4% (35)	108
Study Abroad Program	1.8% (2)	15.6% (17)	9.2% (10)	21.1% (23)	52.3% (57)	109
Textbook Reserve Library	3.7% (4)	14.8% (16)	9.3% (10)	16.7% (18)	55.6% (60)	108
Transfer Center	14.8% (16)	21.3% (23)	11.1% (12)	12.0% (13)	40.7% (44)	108
Tutoring Services	11.0% (12)	21.1% (23)	11.9% (13)	14.7% (16)	41.3% (45)	109
Virtual Library	10.1% (11)	21.1% (23)	15.6% (17)	12.8% (14)	40.4% (44)	109

If you have a comment, please type it in this box:

11

answered question

111

skipped question

26

9. Indicate how strongly you agree or disagree with these statements about Coastline's Virtual Library:

	Strongly Agree	Agree	Neutral	Disagree	Strongly Disagree	Don't Know	Response Count
The Virtual Library is easy to use.	8.8% (9)	20.6% (21)	16.7% (17)	5.9% (6)	3.9% (4)	44.1% (45)	102
The Virtual Library's resources and services support Coastline student's learning experiences.	9.4% (10)	26.4% (28)	17.9% (19)	1.9% (2)	1.9% (2)	42.5% (45)	106

If you want to make a comment, please type it here:

5

answered question	112
skipped question	25

10. Please indicate how easy it is to use these technologically supported services:

	Very Easy	Slightly Easy	Neither Easy Nor Hard	Slightly Hard	Very Hard	Don't Know	Response Count
Coastline College Web site	33.6% (38)	16.8% (19)	21.2% (24)	16.8% (19)	11.5% (13)	0.0% (0)	113
My Coastline E-mail account	61.4% (70)	22.8% (26)	7.9% (9)	4.4% (5)	1.8% (2)	1.8% (2)	114
My Coastline E-mail from a remote account (OWA)	50.9% (58)	23.7% (27)	10.5% (12)	7.9% (9)	4.4% (5)	2.6% (3)	114
MyCCC Web portal	36.3% (41)	29.2% (33)	14.2% (16)	10.6% (12)	0.0% (0)	9.7% (11)	113
Telephone or E-mail staff support to help resolve technical problems	39.8% (45)	22.1% (25)	19.5% (22)	7.1% (8)	5.3% (6)	6.2% (7)	113

If you want to make a comment, type it here:

11

answered question	114
skipped question	23

11. Please indicate your agreement with each of the following statements related to technology training and maintenance:

	Strongly Agree	Agree	Neutral	Disagree	Strongly Disagree	Don't Know	Response Count
Technology training is available and is sufficient to meet my needs.	13.4% (15)	42.0% (47)	25.0% (28)	6.3% (7)	5.4% (6)	8.0% (9)	112
Technology staff is knowledgeable.	30.4% (34)	53.6% (60)	8.9% (10)	3.6% (4)	0.0% (0)	3.6% (4)	112
Instructional and computing equipment is appropriate and well maintained.	17.0% (19)	49.1% (55)	18.8% (21)	7.1% (8)	1.8% (2)	6.3% (7)	112
CCC provides sufficient financial support for technology learning resources.	12.7% (14)	31.8% (35)	23.6% (26)	9.1% (10)	8.2% (9)	14.5% (16)	110
CCC maintains, upgrades, or replaces its technology infrastructure and equipment to meet STAFF needs.	12.5% (14)	36.6% (41)	24.1% (27)	17.0% (19)	6.3% (7)	3.6% (4)	112

If you want to add a comment, please type it here:

14

answered question	112
skipped question	25

12. Please indicate your agreement with each of the following statements related to technology support and currency.

	Strongly Agree	Agree	Neutral	Disagree	Strongly Disagree	Don't Know	Response Count
Computer hardware and software are up-to-date.	12.5% (14)	45.5% (51)	17.0% (19)	15.2% (17)	6.3% (7)	3.6% (4)	112
Student access to quality computing equipment is adequate.	11.7% (13)	44.1% (49)	15.3% (17)	11.7% (13)	0.9% (1)	16.2% (18)	111
The college has adequate staff to support STUDENTS in the use of technology.	7.3% (8)	26.4% (29)	21.8% (24)	15.5% (17)	10.0% (11)	19.1% (21)	110
The college has adequate staff to support EMPLOYEES in the use of technology.	9.8% (11)	40.2% (45)	25.0% (28)	9.8% (11)	8.9% (10)	6.3% (7)	112
My computer hardware and software programs are adequate for my needs.	15.2% (17)	48.2% (54)	17.9% (20)	11.6% (13)	5.4% (6)	1.8% (2)	112

If you want to add a comment, please type it here:

10

answered question	112
skipped question	25

13. Please answer these questions related to financial resources:

	Strongly Agree	Agree	Neutral	Disagree	Strongly Disagree	Don't Know	Response Count
Appropriate and timely financial information is provided regularly and as needed throughout Coastline.	12.8% (14)	39.4% (43)	28.4% (31)	6.4% (7)	1.8% (2)	11.0% (12)	109
All constituencies have opportunities to participate in the development of institutional plans and budgets.	13.8% (15)	45.0% (49)	20.2% (22)	7.3% (8)	1.8% (2)	11.9% (13)	109
Coastline provides participative processes for discussion, planning, and implementation of new and innovative ideas.	16.5% (18)	50.5% (55)	18.3% (20)	6.4% (7)	0.9% (1)	7.3% (8)	109

If you want to add a comment, please type it here:

8

answered question	109
skipped question	28

14. At the PRIMARY site where you work, please rate how well your department's work space work meets your WORK NEEDS. (Please select just ONE site unless you work at more than one site.)

	Extremely Well	Very Well	Slightly Well	Not at All Well	Not Applicable	Response Count
College Center (Fountain Valley)	31.0% (27)	39.1% (34)	14.9% (13)	5.7% (5)	9.2% (8)	87
Costa Mesa	17.0% (8)	14.9% (7)	23.4% (11)	0.0% (0)	44.7% (21)	47
Garden Grove	16.7% (7)	19.0% (8)	14.3% (6)	0.0% (0)	50.0% (21)	42
Le Jao (Westminster)	11.4% (5)	25.0% (11)	9.1% (4)	0.0% (0)	54.5% (24)	44
High School Site	7.3% (3)	9.8% (4)	9.8% (4)	2.4% (1)	70.7% (29)	41
Other Site	21.3% (10)	12.8% (6)	10.6% (5)	0.0% (0)	55.3% (26)	47
				Other (please specify)		11
				answered question		109
				skipped question		28







15. Please rate how well the INTERIOR of the site where you work is MAINTAINED (e.g., offices, classrooms, restrooms). If you frequently visit another college site, you may rate its maintenance too.

	Very Well	Somewhat Well	Not Very Well	Not at All Well	Not Applicable	Response Count
College Center (Fountain Valley)	50.0% (44)	37.5% (33)	1.1% (1)	2.3% (2)	9.1% (8)	88
Costa Mesa	16.0% (8)	30.0% (15)	4.0% (2)	6.0% (3)	44.0% (22)	50
Garden Grove	41.7% (20)	22.9% (11)	0.0% (0)	0.0% (0)	35.4% (17)	48
Le Jao (Westminster)	37.0% (17)	21.7% (10)	0.0% (0)	0.0% (0)	41.3% (19)	46
High School Site	7.3% (3)	19.5% (8)	2.4% (1)	0.0% (0)	70.7% (29)	41
Other Site	17.0% (8)	17.0% (8)	6.4% (3)	0.0% (0)	59.6% (28)	47
				Other (please specify)		10
				answered question		108
				skipped question		29

16. Please rate how SAFE you feel at the site where you work, and any additional Coastline sites that you frequently visit:

	Very Safe	Slightly Safe	Neutral	Slightly UnSafe	Very UnSafe	Not Applicable	Response Count
College Center (Fountain Valley)	57.3% (51)	29.2% (26)	2.2% (2)	3.4% (3)	3.4% (3)	4.5% (4)	89
Costa Mesa	33.3% (20)	23.3% (14)	6.7% (4)	3.3% (2)	1.7% (1)	31.7% (19)	60
Garden Grove	38.9% (21)	22.2% (12)	5.6% (3)	0.0% (0)	1.9% (1)	31.5% (17)	54
Le Jao (Westminster)	33.3% (19)	17.5% (10)	8.8% (5)	1.8% (1)	1.8% (1)	36.8% (21)	57
High School Site	18.4% (9)	10.2% (5)	4.1% (2)	0.0% (0)	2.0% (1)	65.3% (32)	49
Other Site	24.1% (13)	14.8% (8)	3.7% (2)	0.0% (0)	1.9% (1)	55.6% (30)	54
					Other (please specify)		7
answered question							109
skipped question							28

17. Overall, how would you assess the campus environment for EMPLOYEES at Coastline?

		Response Percent	Response Count
Excellent		21.5%	23
Good		51.4%	55
Fair		21.5%	23
Poor		2.8%	3
Very Poor		1.9%	2
Don't Know/Not Applicable		0.9%	1
answered question			107
skipped question			30

18. Please indicate your level of agreement with each of the following statements related to employment, diversity, and the work environment:

	Strongly Agree	Agree	Neutral	Disagree	Strongly Disagree	Don't Know	Response Count
Coastline ensures fair employment procedures for all personnel.	19.4% (21)	45.4% (49)	12.0% (13)	15.7% (17)	4.6% (5)	2.8% (3)	108
Coastline promotes employee diversity.	21.3% (23)	57.4% (62)	9.3% (10)	6.5% (7)	1.9% (2)	3.7% (4)	108
Coastline promotes the development of a diverse educational and cultural campus environment.	21.3% (23)	56.5% (61)	13.9% (15)	0.9% (1)	1.9% (2)	5.6% (6)	108
I am treated with respect and dignity.	25.9% (28)	52.8% (57)	11.1% (12)	6.5% (7)	2.8% (3)	0.9% (1)	108
If you have comments, type them in this box:							8
answered question							108
skipped question							29

19. Please indicate your level of agreement with each of the following statements related to employment and the work environment:

	Strongly Agree	Agree	Neutral	Disagree	Strongly Disagree	Don't Know	Response Count
I feel my work is appreciated at Coastline.	19.4% (21)	55.6% (60)	10.2% (11)	9.3% (10)	2.8% (3)	2.8% (3)	108
Coastline has a strong sense of community.	17.6% (19)	53.7% (58)	16.7% (18)	7.4% (8)	1.9% (2)	2.8% (3)	108
I receive the information I need to help me fulfill my job responsibilities.	15.9% (17)	57.0% (61)	17.8% (19)	4.7% (5)	3.7% (4)	0.9% (1)	107
The administration at Coastline provides effective leadership that supports the college's mission.	15.1% (16)	45.3% (48)	25.5% (27)	5.7% (6)	6.6% (7)	1.9% (2)	106
Staff are sufficient in number to provide effective support service.	7.5% (8)	33.0% (35)	22.6% (24)	22.6% (24)	11.3% (12)	2.8% (3)	106
Workloads are equitably distributed among the employees in my job description.	6.5% (7)	35.2% (38)	25.9% (28)	15.7% (17)	12.0% (13)	4.6% (5)	108
If you would like to make a comment, place it here:							16
answered question							108
skipped question							29

20. Please indicate your level of agreement with each of the following statements related to Performance Evaluation:

	Strongly Agree	Agree	Neutral	Disagree	Strongly Disagree	Don't Know	Response Count
My performance evaluations have followed contract guidelines.	14.9% (15)	48.5% (49)	12.9% (13)	8.9% (9)	3.0% (3)	11.9% (12)	101
My performance evaluations have accurately assessed my effectiveness.	14.9% (15)	46.5% (47)	17.8% (18)	7.9% (8)	4.0% (4)	8.9% (9)	101
My performance evaluations have encouraged relevant improvements.	13.0% (13)	47.0% (47)	21.0% (21)	5.0% (5)	5.0% (5)	9.0% (9)	100
I am satisfied with the process by which I am evaluated.	11.9% (12)	49.5% (50)	15.8% (16)	9.9% (10)	5.0% (5)	7.9% (8)	101
I am satisfied with the administrative evaluation process.	12.1% (12)	37.4% (37)	19.2% (19)	11.1% (11)	9.1% (9)	11.1% (11)	99
Job performance evaluations encourage improvement.	11.9% (12)	39.6% (40)	21.8% (22)	9.9% (10)	7.9% (8)	8.9% (9)	101
Job performance evaluations are conducted systematically at regular intervals.	7.9% (8)	43.6% (44)	17.8% (18)	12.9% (13)	7.9% (8)	9.9% (10)	101
If you have a comment, please type it here:							16
answered question							101
skipped question							36

21. Please indicate your level of participation in Staff Development:

	Yes	No	Response Count
I attend on-campus staff development activities (e.g., Summer Institute).	54.3% (57)	45.7% (48)	105
I have engaged in other professional activities SUPPORTED by the college within the last three years.	75.2% (79)	24.8% (26)	105
I have engaged in other professional activities within the last three years that have not been funded by the college.	58.3% (60)	41.7% (43)	103
If you want to make a comment, type it here:			8
			answered question 105
			skipped question 32

22. Please answer these questions about communication at Coastline:

	Very Informed	Somewhat Informed	Somewhat Uninformed	Very Uninformed	Don't Know	Response Count
How informed are about what is happening at Coastline?	34.3% (36)	51.4% (54)	9.5% (10)	2.9% (3)	1.9% (2)	105
How informed are about what is happening in your department or division at Coastline?	42.3% (44)	45.2% (47)	6.7% (7)	3.8% (4)	1.9% (2)	104
If you want to make a comment, please type it here:						5
						answered question 105
						skipped question 32

23. Please indicate how strongly you agree or disagree with these statements about CLASSIFIED STAFF participation in governance activities at Coastline.

	Strongly Agree	Agree	Neutral	Disagree	Strongly Disagree	Don't Know	Response Count
The Classified Council has a strong presence on campus.	9.6% (10)	55.8% (58)	17.3% (18)	2.9% (3)	2.9% (3)	11.5% (12)	104
I believe the Classified Council effectively represents classified staff.	7.8% (8)	39.8% (41)	23.3% (24)	9.7% (10)	2.9% (3)	16.5% (17)	103
Classified staff members are a valued part of the decision-making process at this campus.	13.6% (14)	46.6% (48)	21.4% (22)	2.9% (3)	3.9% (4)	11.7% (12)	103

Place any comments in this box: 4

answered question 104

skipped question 33

24. Please indicate how strongly you agree or disagree with these statements about FACULTY participation in governance activities at Coastline:

	Strongly Agree	Agree	Neutral	Disagree	Strongly Disagree	Don't Know	Response Count
The Academic Senate has a strong presence on campus.	28.4% (29)	40.2% (41)	10.8% (11)	0.0% (0)	1.0% (1)	19.6% (20)	102
I believe the Academic Senate effectively represents faculty.	15.7% (16)	32.4% (33)	18.6% (19)	2.9% (3)	2.0% (2)	28.4% (29)	102
Faculty members are a valued part of the decision-making process at this campus.	21.6% (22)	34.3% (35)	18.6% (19)	2.9% (3)	2.0% (2)	20.6% (21)	102

If you want to add comments, type them in this box: 4

answered question 102

skipped question 35

25. Please indicate how strongly you agree or disagree with these statements about STUDENT participation in governance activities at Coastline.

	Strongly Agree	Agree	Neutral	Disagree	Strongly Disagree	Don't Know	Response Count
Student government has a strong presence on campus.	10.0% (10)	27.0% (27)	22.0% (22)	15.0% (15)	2.0% (2)	24.0% (24)	100
I believe the Associated Student Government (ASG) effectively represents students.	6.0% (6)	18.0% (18)	24.0% (24)	17.0% (17)	9.0% (9)	26.0% (26)	100
Students are a valued part of the decision-making process at this campus.	15.0% (15)	33.0% (33)	18.0% (18)	5.0% (5)	3.0% (3)	26.0% (26)	100
Please make any comments in this box:							12
answered question							100
skipped question							37

26. Please indicate the extent to which you agree with the following statements regarding shared governance:

	Strongly Agree	Agree	Neutral	Disagree	Strongly Disagree	Don't Know	Response Count
I have the opportunity to participate meaningfully in shared governance at Coastline.	14.9% (15)	43.6% (44)	18.8% (19)	5.9% (6)	5.0% (5)	11.9% (12)	101
Decisions at this college are made using the principles of participatory governance.	12.7% (13)	36.3% (37)	19.6% (20)	6.9% (7)	2.0% (2)	22.5% (23)	102
The administration at Coastline provides effective leadership that supports the college's mission.	10.9% (11)	48.5% (49)	19.8% (20)	7.9% (8)	4.0% (4)	8.9% (9)	101
The District provides effective leadership that supports Coastline's mission.	9.0% (9)	41.0% (41)	21.0% (21)	8.0% (8)	4.0% (4)	17.0% (17)	100
The District chancellor communicates regularly with all constituencies.	9.0% (9)	36.0% (36)	26.0% (26)	4.0% (4)	3.0% (3)	22.0% (22)	100
Adequate means exist for faculty, staff, and students to participate in college governance.	13.9% (14)	42.6% (43)	22.8% (23)	5.0% (5)	2.0% (2)	13.9% (14)	101
						Include comments in this box, if you wish:	5
						answered question	102
						skipped question	35

27. Please indicate your level of agreement with each of these statements concerning Coastline's college president:

	Strongly Agree	Agree	Neutral	Disagree	Strongly Disagree	Don't Know	Response Count
Coastline's president provides effective leadership for Coastline College.	12.6% (13)	43.7% (45)	22.3% (23)	7.8% (8)	6.8% (7)	6.8% (7)	103
Coastline's president communicates regularly with all constituencies.	13.7% (14)	50.0% (51)	14.7% (15)	7.8% (8)	4.9% (5)	8.8% (9)	102
Coastline's president delegates authority to appropriate personnel.	9.8% (10)	34.3% (35)	21.6% (22)	3.9% (4)	3.9% (4)	26.5% (27)	102
Coastline's president effectively controls budget and expenditures.	11.8% (12)	36.3% (37)	17.6% (18)	1.0% (1)	5.9% (6)	27.5% (28)	102

Include comments in this box, if you wish:

6

answered question

103

skipped question

34

28. Please indicate your level of agreement with each of these statements concerning the chancellor, Coast Community Colleges District, and the Board of Trustees:

	Strongly Agree	Agree	Neutral	Disagree	Strongly Disagree	Don't Know	Response Count
The District provides a fair distribution of resources.	9.0% (9)	35.0% (35)	20.0% (20)	8.0% (8)	3.0% (3)	25.0% (25)	100
The District treats each college, including Coastline, fairly.	7.9% (8)	29.7% (30)	21.8% (22)	10.9% (11)	5.0% (5)	24.8% (25)	101
The District provides necessary services that support Coastline's mission.	11.0% (11)	38.0% (38)	27.0% (27)	5.0% (5)	2.0% (2)	17.0% (17)	100
The chancellor gives full responsibility and authority to Coastline's president to implement and administer District and system policies for Coastline.	11.0% (11)	31.0% (31)	17.0% (17)	1.0% (1)	1.0% (1)	39.0% (39)	100
The District is appropriately involved in the daily operations of Coastline.	7.9% (8)	31.7% (32)	21.8% (22)	3.0% (3)	3.0% (3)	32.7% (33)	101
The Board of Trustees is appropriately involved in the daily operations of Coastline.	4.0% (4)	19.8% (20)	15.8% (16)	14.9% (15)	11.9% (12)	33.7% (34)	101

If you wish to make a comment please type it here:

7

answered question

101

skipped question

36

29. What are Coastline's two greatest STRENGTHS? (Please type your answers in this box):

Response Count

60

answered question

60

skipped question

77





30. What are Coastline's two worst WEAKNESSES? (Please type your answers in this box):

	Response Count
	58
answered question	58
skipped question	79







31. Is there anything you would like to add that will help Coastline to improve its effectiveness or services to students?

	Response Count
	31
answered question	31
skipped question	106



32. Please select your job classification:

		Response Percent	Response Count
Classified Staff - Full-time		53.9%	55
Classified Staff - Part-time/Hourly		11.8%	12
Administrative/Managers		18.6%	19
Other		15.7%	16
	Other (please specify):		15
	answered question		102
	skipped question		35







33. How long have you been employed at Coastline?

		Response Percent	Response Count
Less than one year		6.9%	7
One to two years		2.0%	2
Three to five years		23.5%	24
Six to ten years		31.4%	32
Eleven to twenty years		26.5%	27
More than twenty years		9.8%	10
answered question			102
skipped question			35

34. Your gender:

		Response Percent	Response Count
Female		74.5%	73
Male		25.5%	25
answered question			98
skipped question			39

35. Your age:

		Response Percent	Response Count
19 or younger		0.0%	0
20-29		9.4%	9
30-39		19.8%	19
40-49		17.7%	17
50-59		31.3%	30
60-69		20.8%	20
70 or older		1.0%	1
answered question			96
skipped question			41