











2012/2013 Coastline Survey on Professional Development Training



1. What is your primary role at Coastline?

		Response Percent	Response Count
Classified staff		0.0%	0
Full-time faculty		32.4%	22
Hourly employee		0.0%	0
Management		0.0%	0
Part-time faculty		67.6%	46
Other (please specify)		0.0%	0
answered question			68
skipped question			0

2. Please check all the Coastline professional development training events that you have attended over the last 12 months. (Check all that apply.)

		Response Percent	Response Count
Seaport 3 training		70.3%	45
All College Meeting (spring)		73.4%	47
Coastline Leadership Academy		6.3%	4
All College Spring Workshop & Barbeque (check only if you attended the workshop)		18.8%	12
Summer Technology Institute		43.8%	28
All College Meeting (fall)		89.1%	57
I did not attend any of these events this year		6.3%	4
Other (please specify)		10.9%	7
		answered question	64
		skipped question	4

3. Please rate the circumstances that have prevented you from attending professional development training during the past year.

	Often applies	Sometimes applies	Rarely applies	N/A	Rating Average	Rating Count
I had to provide office coverage	3.1% (2)	3.1% (2)	4.7% (3)	89.1% (57)	1.86	64
I am a part-time employee and also work outside of Coastline	32.8% (21)	18.8% (12)	4.7% (3)	43.8% (28)	2.50	64
I was not among those invited to attend	1.6% (1)	3.1% (2)	23.4% (15)	71.9% (46)	1.22	64
I was unaware of the training	0.0% (0)	6.3% (4)	34.4% (22)	59.4% (38)	1.15	64
Lack of supervisor support	0.0% (0)	3.1% (2)	18.8% (12)	78.1% (50)	1.14	64
Location was inconvenient	7.8% (5)	10.9% (7)	25.0% (16)	56.3% (36)	1.61	64
My workload was too great	21.9% (14)	18.8% (12)	17.2% (11)	42.2% (27)	2.08	64
Not interested or topic was irrelevant to my work	10.9% (7)	26.6% (17)	15.6% (10)	46.9% (30)	1.91	64
Schedule conflict with other CCC or CCCD event (committee, class, etc)	15.6% (10)	17.2% (11)	15.6% (10)	51.6% (33)	2.00	64
The scheduled time period of the training was too long	4.7% (3)	23.4% (15)	25.0% (16)	46.9% (30)	1.62	64
				Other (please specify)		8
				answered question		64
				skipped question		4

4. Please rate the following methods of delivery for professional development training according to your general preference.

	Strongly prefer	Prefer	Neutral	Dislike	Rating Average	Rating Count
Classroom format	33.3% (21)	34.9% (22)	28.6% (18)	3.2% (2)	2.98	63
Online or video (self-paced tutorial)	25.4% (16)	25.4% (16)	36.5% (23)	12.7% (8)	2.63	63
Online or video conferencing (facilitated "real-time" by trainer/expert)	9.5% (6)	15.9% (10)	52.4% (33)	22.2% (14)	2.13	63
Online or video (facilitated asynchronously--not in real time--by trainer/expert)	15.9% (10)	20.6% (13)	47.6% (30)	15.9% (10)	2.37	63
Blended/hybrid learning (e.g., classroom + online)	7.9% (5)	25.4% (16)	54.0% (34)	12.7% (8)	2.29	63
Desk-side (one-on-one)	12.7% (8)	41.3% (26)	36.5% (23)	9.5% (6)	2.57	63
Monthly, hour-long, open forums to get answers to specific questions and/or expand knowledge on a new topic (e.g., brown bag lunch events)	11.1% (7)	20.6% (13)	47.6% (30)	20.6% (13)	2.22	63
				Other (please specify)		6
				answered question		63
				skipped question		5

5. During what days/times would you definitely NOT be available to attend professional development training?

	Morning	Lunch	Afternoon	Evening	Rating Count
Monday	68.6% (35)	43.1% (22)	45.1% (23)	56.9% (29)	51
Tuesday	67.3% (37)	49.1% (27)	43.6% (24)	54.5% (30)	55
Wednesday	64.2% (34)	47.2% (25)	50.9% (27)	58.5% (31)	53
Thursday	62.5% (35)	42.9% (24)	44.6% (25)	57.1% (32)	56
Friday	58.3% (28)	33.3% (16)	47.9% (23)	52.1% (25)	48
Saturday	62.5% (25)	50.0% (20)	62.5% (25)	82.5% (33)	40
Sunday	81.4% (35)	72.1% (31)	72.1% (31)	88.4% (38)	43
				Other (please specify)	4
				answered question	62
				skipped question	6

6. Please rate your need for training in the following technical (computer-related) topic areas as they relate to your job. [Microsoft Office and Adobe products will be dealt with on the next page.]

	Strong need	Needed	Low need	N/A	Rating Average	Rating Count
Banner Finance (PO processing, budget mgt)	0.0% (0)	6.6% (4)	21.3% (13)	72.1% (44)	1.24	61
Banner time card processing	0.0% (0)	6.6% (4)	19.7% (12)	73.8% (45)	1.25	61
Blogging and wikis	8.2% (5)	9.8% (6)	45.9% (28)	36.1% (22)	1.41	61
Creating animations	13.1% (8)	19.7% (12)	34.4% (21)	32.8% (20)	1.68	61
Creating graphics	14.8% (9)	29.5% (18)	26.2% (16)	29.5% (18)	1.84	61
Creating interactive activities for student use online (e.g., SoftChalk, Raptivity)	26.2% (16)	24.6% (15)	26.2% (16)	23.0% (14)	2.00	61
CurricUNET	21.3% (13)	16.4% (10)	27.9% (17)	34.4% (21)	1.90	61
ePortolios for student work	11.5% (7)	14.8% (9)	34.4% (21)	39.3% (24)	1.62	61
Game-based learning	9.8% (6)	23.0% (14)	34.4% (21)	32.8% (20)	1.63	61
Lecture capture	26.2% (16)	18.0% (11)	34.4% (21)	21.3% (13)	1.90	61
Mobile apps for the classroom (e.g., for iPads, tablets, smartphones)	18.0% (11)	18.0% (11)	29.5% (18)	34.4% (21)	1.83	61
Open Educational Resources (OER) – free or easy to license content online	24.6% (15)	26.2% (16)	24.6% (15)	24.6% (15)	2.00	61
Outlook Web Apps (OWA email)	16.4% (10)	23.0% (14)	39.3% (24)	21.3% (13)	1.71	61
Reviewing, adopting, and using eTextbooks	8.2% (5)	19.7% (12)	42.6% (26)	29.5% (18)	1.51	61
Room scheduling software (e.g., 25Live)	4.9% (3)	8.2% (5)	27.9% (17)	59.0% (36)	1.44	61
Seaport	19.7% (12)	37.7% (23)	31.1% (19)	11.5% (7)	1.87	61
Seaport Quiz Developer	19.7% (12)	23.0% (14)	32.8% (20)	24.6% (15)	1.83	61

SharePoint	4.9% (3)	13.1% (8)	42.6% (26)	39.3% (24)	1.38	61
Social media/networking software (e.g., Twitter, Facebook)	11.5% (7)	21.3% (13)	39.3% (24)	27.9% (17)	1.61	61
TechSmith Snag-It and Jing (to capture still screen images for manuals, etc.)	19.7% (12)	21.3% (13)	32.8% (20)	26.2% (16)	1.82	61
TechSmith Camtasia (to capture moving screen images for videos)	23.0% (14)	19.7% (12)	34.4% (21)	23.0% (14)	1.85	61
TurnItIn.com and Gradebook (checking for plagiarism and paperless grading of written assignments)	13.1% (8)	26.2% (16)	34.4% (21)	26.2% (16)	1.71	61
Video and audio recording for vodcasts/podcasts	21.3% (13)	27.9% (17)	29.5% (18)	21.3% (13)	1.90	61
Web conferencing products (e.g., CCC Confer)	13.1% (8)	19.7% (12)	39.3% (24)	27.9% (17)	1.64	61
Windows 7	8.2% (5)	19.7% (12)	41.0% (25)	31.1% (19)	1.52	61
Windows 8	23.0% (14)	21.3% (13)	37.7% (23)	18.0% (11)	1.82	61
Virtual reality/worlds in education (e.g., Second Life)	6.6% (4)	18.0% (11)	37.7% (23)	37.7% (23)	1.50	61
Virtualization and simulation to teach complex processes/procedures	8.2% (5)	21.3% (13)	32.8% (20)	37.7% (23)	1.61	61
Other (please specify)						4
answered question						61
skipped question						7

7. Please rate your need for training in the following specific Adobe topic areas.

	Strong need	Needed	Low need	N/A	Rating Average	Rating Count	
Using PDF files to share and collaborate	21.3% (13)	18.0% (11)	41.0% (25)	19.7% (12)	1.76	61	
Making PDF files in Microsoft Office	19.7% (12)	26.2% (16)	37.7% (23)	16.4% (10)	1.78	61	
Making your own interactive form	18.0% (11)	26.2% (16)	37.7% (23)	18.0% (11)	1.76	61	
				Other (please specify)		2	
						answered question	61
						skipped question	7

8. Please rate your need for training in the following specific Microsoft Excel topic areas.

	Strong need	Needed	Low need	N/A	Rating Average	Rating Count	
Organizing and sharing data in lists	6.6% (4)	26.2% (16)	45.9% (28)	21.3% (13)	1.50	61	
Managing workbooks and working with advanced formulas	9.8% (6)	23.0% (14)	44.3% (27)	23.0% (14)	1.55	61	
Charts, graphs and Pivot Tables to interpret and present data	13.1% (8)	23.0% (14)	45.9% (28)	18.0% (11)	1.60	61	
				Other (please specify)		1	
						answered question	61
						skipped question	7

9. Please rate your need for training in the following specific Microsoft Outlook topic areas.

	Strong need	Needed	Low need	N/A	Rating Average	Rating Count
Composing and reading email	3.3% (2)	4.9% (3)	62.3% (38)	29.5% (18)	1.16	61
Managing appointments and meetings with Calendar	4.9% (3)	18.0% (11)	52.5% (32)	24.6% (15)	1.37	61
Organization email to find easier and faster	9.8% (6)	23.0% (14)	50.8% (31)	16.4% (10)	1.51	61
Create, modify and manage contacts and distribution lists (groups)	9.8% (6)	27.9% (17)	47.5% (29)	14.8% (9)	1.56	61
Managing high volumes of email	13.1% (8)	24.6% (15)	42.6% (26)	19.7% (12)	1.63	61
				Other (please specify)		2
					answered question	61
					skipped question	7

10. Please rate your need for training in the following specific Microsoft PowerPoint topic areas.

	Strong need	Needed	Low need	N/A	Rating Average	Rating Count
Create, edit and modify presentations	13.1% (8)	24.6% (15)	45.9% (28)	16.4% (10)	1.61	61
Using graphics, shapes, SmartArt and charts to add pizzazz to your presentation	13.1% (8)	27.9% (17)	39.3% (24)	19.7% (12)	1.67	61
Adding transition, animation and multimedia to enhance your presentation	16.4% (10)	24.6% (15)	41.0% (25)	18.0% (11)	1.70	61
Using PowerPoint in your class and online	18.0% (11)	27.9% (17)	39.3% (24)	14.8% (9)	1.75	61
				Other (please specify)		3
				answered question		61
				skipped question		7

11. Please rate your need for training in the following specific Microsoft Word topic areas.

	Strong need	Needed	Low need	N/A	Rating Average	Rating Count
Create, modify and manage your Word document	4.9% (3)	13.1% (8)	65.6% (40)	16.4% (10)	1.27	61
Formatting characters, paragraphs and your document.	4.9% (3)	14.8% (9)	63.9% (39)	16.4% (10)	1.29	61
Using graphics, shapes, Smart Art and charts to add pizzazz to your document	11.5% (7)	29.5% (18)	44.3% (27)	14.8% (9)	1.62	61
Organizing your information using WordTable and Outlines in long documents	6.6% (4)	24.6% (15)	49.2% (30)	19.7% (12)	1.47	61
Using Word for reports and research with various reference citing format, table of contents and index	9.8% (6)	23.0% (14)	47.5% (29)	19.7% (12)	1.53	61
Create and use Word Forms to gather information	11.5% (7)	21.3% (13)	47.5% (29)	19.7% (12)	1.55	61
Basic Flyer Making/Graphics	6.6% (4)	29.5% (18)	47.5% (29)	16.4% (10)	1.51	61
				Other (please specify)		2
				answered question		61
				skipped question		7

12. Please rate your need for training in the following "communication soft skills" topic areas.

	Strong need	Needed	Low need	N/A	Rating Average	Rating Count
Business phone etiquette	1.6% (1)	6.6% (4)	45.9% (28)	45.9% (28)	1.18	61
Business writing: emails, memos, proposals, etc.	0.0% (0)	19.7% (12)	47.5% (29)	32.8% (20)	1.29	61
Effective listening (AKA, "Power Listening")	1.6% (1)	14.8% (9)	47.5% (29)	36.1% (22)	1.28	61
Effective oral communication in the work environment	1.6% (1)	11.5% (7)	49.2% (30)	37.7% (23)	1.24	61
Intercultural communications	4.9% (3)	18.0% (11)	49.2% (30)	27.9% (17)	1.39	61
				Other (please specify)		3
				answered question		61
				skipped question		7

13. Please rate your need for training in the following other "soft skills" topic areas.

	Strong need	Needed	Low need	N/A	Rating Average	Rating Count
Creative workplace thinking	6.6% (4)	13.1% (8)	44.3% (27)	36.1% (22)	1.41	61
Delivering excellent customer service	3.3% (2)	13.1% (8)	42.6% (26)	41.0% (25)	1.33	61
Effective meeting management	3.3% (2)	16.4% (10)	39.3% (24)	41.0% (25)	1.39	61
Email management techniques	3.3% (2)	23.0% (14)	39.3% (24)	34.4% (21)	1.45	61
Improving your "emotional intelligence"	3.3% (2)	14.8% (9)	42.6% (26)	39.3% (24)	1.35	61
How to deal with and manage change	3.3% (2)	14.8% (9)	45.9% (28)	36.1% (22)	1.33	61
How to handle difficult, distressed, angry, and potentially dangerous students	11.5% (7)	27.9% (17)	34.4% (21)	26.2% (16)	1.69	61
How to increase productivity	4.9% (3)	26.2% (16)	36.1% (22)	32.8% (20)	1.54	61
How to manage stress	8.2% (5)	18.0% (11)	36.1% (22)	37.7% (23)	1.55	61
Increasing student retention and persistence	23.0% (14)	21.3% (13)	29.5% (18)	26.2% (16)	1.91	61
Leadership skills	8.2% (5)	16.4% (10)	37.7% (23)	37.7% (23)	1.53	61
Maintaining a positive attitude, cohesiveness, and thriving in tough times	8.2% (5)	18.0% (11)	36.1% (22)	37.7% (23)	1.55	61
Personal career development in the college/district	6.6% (4)	21.3% (13)	36.1% (22)	36.1% (22)	1.54	61
Project management	3.3% (2)	21.3% (13)	39.3% (24)	36.1% (22)	1.44	61
Taking effective meeting minutes	1.6% (1)	13.1% (8)	42.6% (26)	42.6% (26)	1.29	61
Time management	4.9% (3)	19.7% (12)	37.7% (23)	37.7% (23)	1.47	61

Other (please specify)

2

answered question

61

skipped question

7

14. Please rate your need for training in the following teaching/learning topics.

	Strong need	Needed	Low need	N/A	Rating Average	Rating Count
Academic freedom	13.3% (8)	15.0% (9)	48.3% (29)	23.3% (14)	1.54	60
Connecting my students with effective student success services	15.0% (9)	28.3% (17)	31.7% (19)	25.0% (15)	1.78	60
Effective curriculum development	18.3% (11)	26.7% (16)	28.3% (17)	26.7% (16)	1.86	60
Grade inflation	11.7% (7)	23.3% (14)	33.3% (20)	31.7% (19)	1.68	60
How to improve course quality and student achievement	30.0% (18)	30.0% (18)	23.3% (14)	16.7% (10)	2.08	60
How to write and measure student learning outcomes	18.3% (11)	28.3% (17)	35.0% (21)	18.3% (11)	1.80	60
Pedagogical skills, learning theory, instructional design, and teaching techniques	21.7% (13)	30.0% (18)	23.3% (14)	25.0% (15)	1.98	60
Retention and persistence strategies	30.0% (18)	25.0% (15)	23.3% (14)	21.7% (13)	2.09	60
Student motivation techniques	30.0% (18)	28.3% (17)	21.7% (13)	20.0% (12)	2.10	60
				Other (please specify)		4
				answered question		60
				skipped question		8

15. FOR FACULTY ONLY: Please rate your need for more discipline meetings with colleagues in your division/department for the purpose of professional development and/or training.

	Strong need	Needed	Low need	N/A	Rating Average	Rating Count
	22.8% (13)	26.3% (15)	43.9% (25)	7.0% (4)	2.23	57
	answered question					57
	skipped question					11

16. If you have any other suggestions for professional development training at Coastline that you have not already shared above, please type them in the text box below.

	Response Count
	16
answered question	16
skipped question	52

17. If you would like us to have the opportunity to follow up with you on any of the comments and ideas you shared in this survey, please type in your name, email address and/or phone number below.

	Response Count
	8
answered question	8
skipped question	60