









# 2012/2013 Coastline Survey on Professional Development Training



## 1. What is your primary role at Coastline?

|                          |  | Response Percent | Response Count |
|--------------------------|--|------------------|----------------|
| Classified staff         |  | 34.4%            | 54             |
| Full-time faculty        |  | 14.0%            | 22             |
| Hourly employee          |  | 10.8%            | 17             |
| Management               |  | 9.6%             | 15             |
| Part-time faculty        |  | 29.3%            | 46             |
| Other (please specify)   |  | 1.9%             | 3              |
| <b>answered question</b> |  |                  | <b>157</b>     |
| <b>skipped question</b>  |  |                  | <b>0</b>       |

**2. Please check all the Coastline professional development training events that you have attended over the last 12 months. (Check all that apply.)**

|  |   | Response Percent         | Response Count |
|--|---|--------------------------|----------------|
| Seaport 3 training   |    | 41.7%                    | 60             |
| All College Meeting (spring)   |    | 52.8%                    | 76             |
| Coastline Leadership Academy   |    | 6.3%                     | 9              |
| All College Spring Workshop & Barbeque (check only if you attended the workshop) |    | 25.0%                    | 36             |
| Summer Technology Institute  |    | 40.3%                    | 58             |
| <b>All College Meeting (fall)</b>  |    | <b>59.7%</b>             | <b>86</b>      |
| I did not attend any of these events this year                                   |    | 22.2%                    | 32             |
| Other (please specify)   |  | 9.0%                     | 13             |
|  |   | <b>answered question</b> | <b>144</b>     |
|  |   | <b>skipped question</b>  | <b>13</b>      |

**3. Please rate the circumstances that have prevented you from attending professional development training during the past year.**

|  | <b>Often applies</b> | <b>Sometimes applies</b> | <b>Rarely applies</b> | <b>N/A</b>               | <b>Rating Average</b> | <b>Rating Count</b> |
|--|----------------------|--------------------------|-----------------------|--------------------------|-----------------------|---------------------|
| I had to provide office coverage                                       | 16.7% (24)           | 12.5% (18)               | 15.3% (22)            | <b>55.6% (80)</b>        | 2.03                  | 144                 |
| I am a part-time employee and also work outside of Coastline           | 16.0% (23)           | 8.3% (12)                | 5.6% (8)              | <b>70.1% (101)</b>       | 2.35                  | 144                 |
| I was not among those invited to attend                                | 4.9% (7)             | 5.6% (8)                 | 22.9% (33)            | <b>66.7% (96)</b>        | 1.46                  | 144                 |
| I was unaware of the training  | 4.2% (6)             | 8.3% (12)                | 31.3% (45)            | <b>56.3% (81)</b>        | 1.38                  | 144                 |
| Lack of supervisor support   | 2.1% (3)             | 6.9% (10)                | 21.5% (31)            | <b>69.4% (100)</b>       | 1.36                  | 144                 |
| Location was inconvenient  | 7.6% (11)            | 15.3% (22)               | 27.8% (40)            | <b>49.3% (71)</b>        | 1.60                  | 144                 |
| My workload was too great  | <b>33.3% (48)</b>    | 25.7% (37)               | 13.2% (19)            | 27.8% (40)               | 2.28                  | 144                 |
| Not interested or topic was irrelevant to my work                      | 10.4% (15)           | 33.3% (48)               | 18.1% (26)            | <b>38.2% (55)</b>        | 1.88                  | 144                 |
| Schedule conflict with other CCC or CCCD event (committee, class, etc) | 13.2% (19)           | 15.3% (22)               | 23.6% (34)            | <b>47.9% (69)</b>        | 1.80                  | 144                 |
| The scheduled time period of the training was too long                 | 4.9% (7)             | 17.4% (25)               | 29.9% (43)            | <b>47.9% (69)</b>        | 1.52                  | 144                 |
|  |                      |                          |                       | Other (please specify)   |                       | 12                  |
|  |                      |                          |                       | <b>answered question</b> |                       | <b>144</b>          |
|  |                      |                          |                       | <b>skipped question</b>  |                       | <b>13</b>           |

**4. Please rate the following methods of delivery for professional development training according to your general preference.**

|  | <b>Strongly prefer</b> | <b>Prefer</b>     | <b>Neutral</b>    | <b>Dislike</b>         | <b>Rating Average</b> | <b>Rating Count</b> |
|--|------------------------|-------------------|-------------------|------------------------|-----------------------|---------------------|
| Classroom format   | 34.5% (48)             | <b>37.4% (52)</b> | 25.9% (36)        | 2.2% (3)               | 3.04                  | 139                 |
| Online or video (self-paced tutorial)  | 19.4% (27)             | 26.6% (37)        | <b>37.4% (52)</b> | 16.5% (23)             | 2.49                  | 139                 |
| Online or video conferencing (facilitated "real-time" by trainer/expert)   | 7.9% (11)              | 23.0% (32)        | <b>46.0% (64)</b> | 23.0% (32)             | 2.16                  | 139                 |
| Online or video (facilitated asynchronously--not in real time--by trainer/expert)  | 12.2% (17)             | 22.3% (31)        | <b>45.3% (63)</b> | 20.1% (28)             | 2.27                  | 139                 |
| Blended/hybrid learning (e.g., classroom + online)   | 7.9% (11)              | 30.2% (42)        | <b>48.2% (67)</b> | 13.7% (19)             | 2.32                  | 139                 |
| Desk-side (one-on-one)   | 12.2% (17)             | 28.8% (40)        | <b>40.3% (56)</b> | 18.7% (26)             | 2.35                  | 139                 |
| Monthly, hour-long, open forums to get answers to specific questions and/or expand knowledge on a new topic (e.g., brown bag lunch events) | 9.4% (13)              | 32.4% (45)        | <b>41.7% (58)</b> | 16.5% (23)             | 2.35                  | 139                 |
|  |                        |                   |                   | Other (please specify) |                       | 9                   |
| <b>answered question</b>   |                        |                   |                   |                        |                       | <b>139</b>          |
| <b>skipped question</b>  |                        |                   |                   |                        |                       | <b>18</b>           |

**5. During what days/times would you definitely NOT be available to attend professional development training?**

|           | <b>Morning</b> | <b>Lunch</b> | <b>Afternoon</b> | <b>Evening</b>    | <b>Rating Count</b> |
|-----------|----------------|--------------|------------------|-------------------|---------------------|
| Monday    | 50.0% (53)     | 40.6% (43)   | 28.3% (30)       | <b>61.3% (65)</b> | 106                 |
| Tuesday   | 48.1% (52)     | 42.6% (46)   | 27.8% (30)       | <b>61.1% (66)</b> | 108                 |
| Wednesday | 47.2% (50)     | 42.5% (45)   | 33.0% (35)       | <b>62.3% (66)</b> | 106                 |
| Thursday  | 46.8% (51)     | 39.4% (43)   | 28.4% (31)       | <b>61.5% (67)</b> | 109                 |
| Friday    | 38.7% (41)     | 31.1% (33)   | 33.0% (35)       | <b>62.3% (66)</b> | 106                 |
| Saturday  | 58.3% (56)     | 57.3% (55)   | 58.3% (56)       | <b>85.4% (82)</b> | 96                  |
| Sunday    | 69.7% (69)     | 69.7% (69)   | 64.6% (64)       | <b>88.9% (88)</b> | 99                  |

Other (please specify) 9

**answered question 132**

**skipped question 25**

**6. Please rate your need for training in the following technical (computer-related) topic areas as they relate to your job. [Microsoft Office and Adobe products will be dealt with on the next page.]**

|   | Strong need | Needed     | Low need          | N/A               | Rating Average | Rating Count |
|---|-------------|------------|-------------------|-------------------|----------------|--------------|
| Banner Finance (PO processing, budget mgt)  | 8.3% (11)   | 7.6% (10)  | 26.5% (35)        | <b>57.6% (76)</b> | 1.57           | 132          |
| Banner time card processing   | 3.0% (4)    | 7.6% (10)  | 27.3% (36)        | <b>62.1% (82)</b> | 1.36           | 132          |
| Blogging and wikis  | 6.1% (8)    | 14.4% (19) | <b>41.7% (55)</b> | 37.9% (50)        | 1.43           | 132          |
| Creating animations   | 7.6% (10)   | 18.2% (24) | 34.1% (45)        | <b>40.2% (53)</b> | 1.56           | 132          |
| Creating graphics   | 9.8% (13)   | 28.8% (38) | <b>31.1% (41)</b> | 30.3% (40)        | 1.70           | 132          |
| Creating interactive activities for student use online (e.g., SoftChalk, Raptivity) | 16.7% (22)  | 21.2% (28) | 25.0% (33)        | <b>37.1% (49)</b> | 1.87           | 132          |
| CurricUNET  | 15.2% (20)  | 15.2% (20) | 22.0% (29)        | <b>47.7% (63)</b> | 1.87           | 132          |
| ePortolios for student work   | 8.3% (11)   | 11.4% (15) | 28.8% (38)        | <b>51.5% (68)</b> | 1.58           | 132          |
| Game-based learning   | 7.6% (10)   | 17.4% (23) | 32.6% (43)        | <b>42.4% (56)</b> | 1.57           | 132          |
| Lecture capture   | 14.4% (19)  | 16.7% (22) | 27.3% (36)        | <b>41.7% (55)</b> | 1.78           | 132          |
| Mobile apps for the classroom (e.g., for iPads, tablets, smartphones)               | 14.4% (19)  | 21.2% (28) | 28.0% (37)        | <b>36.4% (48)</b> | 1.79           | 132          |
| Open Educational Resources (OER) – free or easy to license content online           | 15.2% (20)  | 25.0% (33) | 22.0% (29)        | <b>37.9% (50)</b> | 1.89           | 132          |
| Outlook Web Apps (OWA email)  | 12.9% (17)  | 23.5% (31) | <b>35.6% (47)</b> | 28.0% (37)        | 1.68           | 132          |
| Reviewing, adopting, and using eTextbooks   | 6.8% (9)    | 17.4% (23) | 33.3% (44)        | <b>42.4% (56)</b> | 1.54           | 132          |
| Room scheduling software (e.g., 25Live)   | 6.1% (8)    | 11.4% (15) | 26.5% (35)        | <b>56.1% (74)</b> | 1.53           | 132          |
| Seaport   | 12.1% (16)  | 24.2% (32) | <b>32.6% (43)</b> | 31.1% (41)        | 1.70           | 132          |
| Seaport Quiz Developer  | 11.4% (15)  | 15.9% (21) | 29.5% (39)        | <b>43.2% (57)</b> | 1.68           | 132          |

|  |            |                   |                   |                   |      |            |
|--|------------|-------------------|-------------------|-------------------|------|------------|
| SharePoint   | 17.4% (23) | 18.9% (25)        | 28.0% (37)        | <b>35.6% (47)</b> | 1.84 | 132        |
| Social media/networking software<br>(e.g., Twitter, Facebook)  | 12.9% (17) | 24.2% (32)        | 26.5% (35)        | <b>36.4% (48)</b> | 1.79 | 132        |
| TechSmith Snag-It and Jing (to<br>capture still screen images for<br>manuals, etc.)                        | 15.9% (21) | 24.2% (32)        | 27.3% (36)        | <b>32.6% (43)</b> | 1.83 | 132        |
| TechSmith Camtasia (to capture<br>moving screen images for videos)   | 15.2% (20) | 22.0% (29)        | 28.8% (38)        | <b>34.1% (45)</b> | 1.79 | 132        |
| TurnItIn.com and Gradebook<br>(checking for plagiarism and<br>paperless grading of written<br>assignments) | 9.1% (12)  | 16.7% (22)        | 26.5% (35)        | <b>47.7% (63)</b> | 1.67 | 132        |
| Video and audio recording for<br>vodcasts/podcasts   | 13.6% (18) | 25.0% (33)        | 24.2% (32)        | <b>37.1% (49)</b> | 1.83 | 132        |
| Web conferencing products (e.g.,<br>CCC Confer)  | 10.6% (14) | 25.8% (34)        | 29.5% (39)        | <b>34.1% (45)</b> | 1.71 | 132        |
| Windows 7  | 13.6% (18) | 22.7% (30)        | <b>32.6% (43)</b> | 31.1% (41)        | 1.73 | 132        |
| Windows 8  | 25.8% (34) | <b>26.5% (35)</b> | <b>26.5% (35)</b> | 21.2% (28)        | 1.99 | 132        |
| Virtual reality/worlds in education<br>(e.g., Second Life)   | 6.1% (8)   | 12.9% (17)        | 34.1% (45)        | <b>47.0% (62)</b> | 1.47 | 132        |
| Virtualization and simulation to<br>teach complex<br>processes/procedures                                  | 8.3% (11)  | 16.7% (22)        | 25.8% (34)        | <b>49.2% (65)</b> | 1.66 | 132        |
| Other (please specify)   |            |                   |                   |                   |      | 7          |
| <b>answered question</b>   |            |                   |                   |                   |      | <b>132</b> |
| <b>skipped question</b>  |            |                   |                   |                   |      | <b>25</b>  |

## 7. Please rate your need for training in the following specific Adobe topic areas.

|  | Strong need | Needed            | Low need          | N/A                      | Rating Average | Rating Count |
|--|-------------|-------------------|-------------------|--------------------------|----------------|--------------|
| Using PDF files to share and collaborate | 21.7% (28)  | 28.7% (37)        | <b>33.3% (43)</b> | 16.3% (21)               | 1.86           | 129          |
| Making PDF files in Microsoft Office     | 19.4% (25)  | 27.9% (36)        | <b>36.4% (47)</b> | 16.3% (21)               | 1.80           | 129          |
| Making your own interactive form         | 24.0% (31)  | <b>31.0% (40)</b> | 28.7% (37)        | 16.3% (21)               | 1.94           | 129          |
|  |             |                   |                   | Other (please specify)   |                | 3            |
|  |             |                   |                   | <b>answered question</b> |                | <b>129</b>   |
|  |             |                   |                   | <b>skipped question</b>  |                | <b>28</b>    |

## 8. Please rate your need for training in the following specific Microsoft Excel topic areas.

|   | Strong need | Needed     | Low need          | N/A                      | Rating Average | Rating Count |
|---|-------------|------------|-------------------|--------------------------|----------------|--------------|
| Organizing and sharing data in lists                          | 17.1% (22)  | 25.6% (33) | <b>38.8% (50)</b> | 18.6% (24)               | 1.73           | 129          |
| Managing workbooks and working with advanced formulas         | 18.6% (24)  | 27.9% (36) | <b>34.1% (44)</b> | 19.4% (25)               | 1.81           | 129          |
| Charts, graphs and Pivot Tables to interpret and present data | 22.5% (29)  | 28.7% (37) | <b>34.1% (44)</b> | 14.7% (19)               | 1.86           | 129          |
|   |             |            |                   | Other (please specify)   |                | 3            |
|   |             |            |                   | <b>answered question</b> |                | <b>129</b>   |
|   |             |            |                   | <b>skipped question</b>  |                | <b>28</b>    |



## 9. Please rate your need for training in the following specific Microsoft Outlook topic areas.

|  | Strong need | Needed     | Low need          | N/A                    | Rating Average | Rating Count |
|--|-------------|------------|-------------------|------------------------|----------------|--------------|
| Composing and reading email  | 5.4% (7)    | 7.0% (9)   | <b>55.8% (72)</b> | 31.8% (41)             | 1.26           | 129          |
| Managing appointments and meetings with Calendar                   | 8.5% (11)   | 18.6% (24) | <b>45.0% (58)</b> | 27.9% (36)             | 1.49           | 129          |
| Organization email to find easier and faster                       | 14.7% (19)  | 25.6% (33) | <b>40.3% (52)</b> | 19.4% (25)             | 1.68           | 129          |
| Create, modify and manage contacts and distribution lists (groups) | 15.5% (20)  | 26.4% (34) | <b>39.5% (51)</b> | 18.6% (24)             | 1.70           | 129          |
| Managing high volumes of email                                     | 19.4% (25)  | 29.5% (38) | <b>32.6% (42)</b> | 18.6% (24)             | 1.84           | 129          |
|  |             |            |                   | Other (please specify) |                | 5            |
| <b>answered question</b>   |             |            |                   |                        |                | <b>129</b>   |
| <b>skipped question</b>  |             |            |                   |                        |                | <b>28</b>    |

**10. Please rate your need for training in the following specific Microsoft PowerPoint topic areas.**

|   | <b>Strong need</b> | <b>Needed</b> | <b>Low need</b>   | <b>N/A</b>               | <b>Rating Average</b> | <b>Rating Count</b> |
|---|--------------------|---------------|-------------------|--------------------------|-----------------------|---------------------|
| Create, edit and modify presentations   | 16.3% (21)         | 20.9% (27)    | <b>43.4% (56)</b> | 19.4% (25)               | 1.66                  | 129                 |
| Using graphics, shapes, SmartArt and charts to add pizzazz to your presentation | 17.1% (22)         | 24.8% (32)    | <b>37.2% (48)</b> | 20.9% (27)               | 1.75                  | 129                 |
| Adding transition, animation and multimedia to enhance your presentation        | 18.6% (24)         | 23.3% (30)    | <b>37.2% (48)</b> | 20.9% (27)               | 1.76                  | 129                 |
| Using PowerPoint in your class and online                                       | 17.8% (23)         | 20.2% (26)    | <b>33.3% (43)</b> | 28.7% (37)               | 1.78                  | 129                 |
|   |                    |               |                   | Other (please specify)   |                       | 7                   |
|   |                    |               |                   | <b>answered question</b> |                       | <b>129</b>          |
|   |                    |               |                   | <b>skipped question</b>  |                       | <b>28</b>           |

## 11. Please rate your need for training in the following specific Microsoft Word topic areas.

|   | Strong need | Needed     | Low need          | N/A                    | Rating Average | Rating Count |
|---|-------------|------------|-------------------|------------------------|----------------|--------------|
| Create, modify and manage your Word document  | 10.9% (14)  | 16.3% (21) | <b>54.3% (70)</b> | 18.6% (24)             | 1.47           | 129          |
| Formatting characters, paragraphs and your document.  | 12.4% (16)  | 19.4% (25) | <b>50.4% (65)</b> | 17.8% (23)             | 1.54           | 129          |
| Using graphics, shapes, Smart Art and charts to add pizzazz to your document                          | 16.3% (21)  | 29.5% (38) | <b>34.1% (44)</b> | 20.2% (26)             | 1.78           | 129          |
| Organizing your information using WordTable and Outlines in long documents                            | 15.5% (20)  | 25.6% (33) | <b>40.3% (52)</b> | 18.6% (24)             | 1.70           | 129          |
| Using Word for reports and research with various reference citing format, table of contents and index | 14.7% (19)  | 27.1% (35) | <b>38.8% (50)</b> | 19.4% (25)             | 1.70           | 129          |
| Create and use Word Forms to gather information   | 16.3% (21)  | 27.1% (35) | <b>37.2% (48)</b> | 19.4% (25)             | 1.74           | 129          |
| Basic Flyer Making/Graphics   | 14.7% (19)  | 25.6% (33) | <b>38.8% (50)</b> | 20.9% (27)             | 1.70           | 129          |
|   |             |            |                   | Other (please specify) |                | 4            |
| <b>answered question</b>  |             |            |                   |                        |                | <b>129</b>   |
| <b>skipped question</b>   |             |            |                   |                        |                | <b>28</b>    |

**12. Please rate your need for training in the following "communication soft skills" topic areas.**

|  | <b>Strong need</b> | <b>Needed</b> | <b>Low need</b>   | <b>N/A</b>             | <b>Rating Average</b> | <b>Rating Count</b> |
|--|--------------------|---------------|-------------------|------------------------|-----------------------|---------------------|
| Business phone etiquette                             | 9.3% (12)          | 10.1% (13)    | <b>45.0% (58)</b> | 35.7% (46)             | 1.45                  | 129                 |
| Business writing: emails, memos, proposals, etc.     | 10.1% (13)         | 21.7% (28)    | <b>38.8% (50)</b> | 29.5% (38)             | 1.59                  | 129                 |
| Effective listening (AKA, "Power Listening")         | 9.3% (12)          | 22.5% (29)    | <b>38.8% (50)</b> | 29.5% (38)             | 1.58                  | 129                 |
| Effective oral communication in the work environment | 10.9% (14)         | 19.4% (25)    | <b>40.3% (52)</b> | 29.5% (38)             | 1.58                  | 129                 |
| Intercultural communications                         | 10.1% (13)         | 24.8% (32)    | <b>40.3% (52)</b> | 24.8% (32)             | 1.60                  | 129                 |
|  |                    |               |                   | Other (please specify) |                       | 7                   |
| <b>answered question</b>                             |                    |               |                   |                        |                       | <b>129</b>          |
| <b>skipped question</b>                              |                    |               |                   |                        |                       | <b>28</b>           |

### 13. Please rate your need for training in the following other "soft skills" topic areas.

|  | Strong need | Needed            | Low need          | N/A        | Rating Average | Rating Count |
|--|-------------|-------------------|-------------------|------------|----------------|--------------|
| Creative workplace thinking  | 10.1% (13)  | 27.9% (36)        | <b>36.4% (47)</b> | 25.6% (33) | 1.65           | 129          |
| Delivering excellent customer service  | 11.6% (15)  | 21.7% (28)        | <b>39.5% (51)</b> | 27.1% (35) | 1.62           | 129          |
| Effective meeting management   | 11.6% (15)  | 29.5% (38)        | <b>31.0% (40)</b> | 27.9% (36) | 1.73           | 129          |
| Email management techniques  | 12.4% (16)  | 28.7% (37)        | <b>33.3% (43)</b> | 25.6% (33) | 1.72           | 129          |
| Improving your "emotional intelligence"  | 10.1% (13)  | 25.6% (33)        | <b>39.5% (51)</b> | 24.8% (32) | 1.61           | 129          |
| How to deal with and manage change   | 10.9% (14)  | 24.0% (31)        | <b>42.6% (55)</b> | 22.5% (29) | 1.59           | 129          |
| How to handle difficult, distressed, angry, and potentially dangerous students | 21.7% (28)  | 28.7% (37)        | <b>30.2% (39)</b> | 19.4% (25) | 1.89           | 129          |
| How to increase productivity   | 13.2% (17)  | <b>32.6% (42)</b> | <b>32.6% (42)</b> | 21.7% (28) | 1.75           | 129          |
| How to manage stress   | 17.1% (22)  | 27.1% (35)        | <b>30.2% (39)</b> | 25.6% (33) | 1.82           | 129          |
| Increasing student retention and persistence                                   | 24.8% (32)  | <b>27.1% (35)</b> | 24.0% (31)        | 24.0% (31) | 2.01           | 129          |
| Leadership skills  | 17.1% (22)  | 24.8% (32)        | <b>31.8% (41)</b> | 26.4% (34) | 1.80           | 129          |
| Maintaining a positive attitude, cohesiveness, and thriving in tough times     | 20.9% (27)  | 21.7% (28)        | <b>31.8% (41)</b> | 25.6% (33) | 1.85           | 129          |
| Personal career development in the college/district                            | 16.3% (21)  | 24.8% (32)        | <b>31.0% (40)</b> | 27.9% (36) | 1.80           | 129          |
| Project management   | 16.3% (21)  | 27.1% (35)        | <b>29.5% (38)</b> | 27.1% (35) | 1.82           | 129          |
| Taking effective meeting minutes   | 10.1% (13)  | 21.7% (28)        | <b>36.4% (47)</b> | 31.8% (41) | 1.61           | 129          |
| Time management  | 10.9% (14)  | 28.7% (37)        | <b>34.9% (45)</b> | 25.6% (33) | 1.68           | 129          |

Other (please specify)

5

**answered question**

**129**

#### 14. Please rate your need for training in the following teaching/learning topics.

|  | Strong need | Needed     | Low need   | N/A               | Rating Average | Rating Count |
|--|-------------|------------|------------|-------------------|----------------|--------------|
| Academic freedom   | 9.4% (12)   | 12.6% (16) | 36.2% (46) | <b>41.7% (53)</b> | 1.54           | 127          |
| Connecting my students with effective student success services                     | 13.4% (17)  | 24.4% (31) | 23.6% (30) | <b>38.6% (49)</b> | 1.83           | 127          |
| Effective curriculum development   | 11.8% (15)  | 22.0% (28) | 24.4% (31) | <b>41.7% (53)</b> | 1.78           | 127          |
| Grade inflation  | 7.9% (10)   | 15.7% (20) | 27.6% (35) | <b>48.8% (62)</b> | 1.62           | 127          |
| How to improve course quality and student achievement                              | 20.5% (26)  | 21.3% (27) | 18.9% (24) | <b>39.4% (50)</b> | 2.03           | 127          |
| How to write and measure student learning outcomes                                 | 12.6% (16)  | 22.0% (28) | 25.2% (32) | <b>40.2% (51)</b> | 1.79           | 127          |
| Pedagogical skills, learning theory, instructional design, and teaching techniques | 15.0% (19)  | 22.8% (29) | 19.7% (25) | <b>42.5% (54)</b> | 1.92           | 127          |
| Retention and persistence strategies   | 23.6% (30)  | 22.8% (29) | 16.5% (21) | <b>37.0% (47)</b> | 2.11           | 127          |
| Student motivation techniques  | 19.7% (25)  | 26.8% (34) | 17.3% (22) | <b>36.2% (46)</b> | 2.04           | 127          |

Other (please specify)

5

answered question

127

skipped question

30

**15. FOR FACULTY ONLY: Please rate your need for more discipline meetings with colleagues in your division/department for the purpose of professional development and/or training.**

|  | <b>Strong need</b>       | <b>Needed</b> | <b>Low need</b>   | <b>N/A</b> | <b>Rating Average</b> | <b>Rating Count</b> |
|--|--------------------------|---------------|-------------------|------------|-----------------------|---------------------|
|  | 21.2% (18)               | 22.4% (19)    | <b>30.6% (26)</b> | 25.9% (22) | 2.13                  | 85                  |
|  | <b>answered question</b> |               |                   |            |                       | <b>85</b>           |
|  | <b>skipped question</b>  |               |                   |            |                       | <b>72</b>           |

**16. If you have any other suggestions for professional development training at Coastline that you have not already shared above, please type them in the text box below.**

|  | <b>Response Count</b>       |
|--|-----------------------------|
|  | 27                          |
|  | <b>answered question</b> 27 |
|  | <b>skipped question</b> 130 |

**17. If you would like us to have the opportunity to follow up with you on any of the comments and ideas you shared in this survey, please type in your name, email address and/or phone number below.**

|  | <b>Response Count</b>       |
|--|-----------------------------|
|  | 11                          |
|  | <b>answered question</b> 11 |
|  | <b>skipped question</b> 146 |